

How to associate a code with incoming FIT results in EMIS

Why it's needed

As part of the Investment and Impact Fund (IIF), all fast track referrals for suspected lower gastrointestinal cancer must be accompanied by a FIT result (faecal immunochemical test result), received either 21 days before the referral or in the 14 days after.

To code FIT results automatically upon receipt, practices need to associate the code *Quantitative faecal immunochemical test* (concept ID: 1049361000000101; description ID: 2643291000000112) with the incoming results. Here's how:

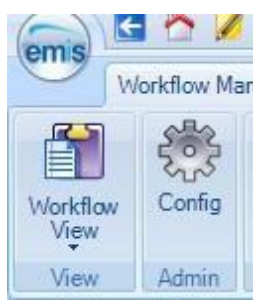
Step by step

This only needs to be undertaken once, by a user with the correct level of access to amend the organisation options.

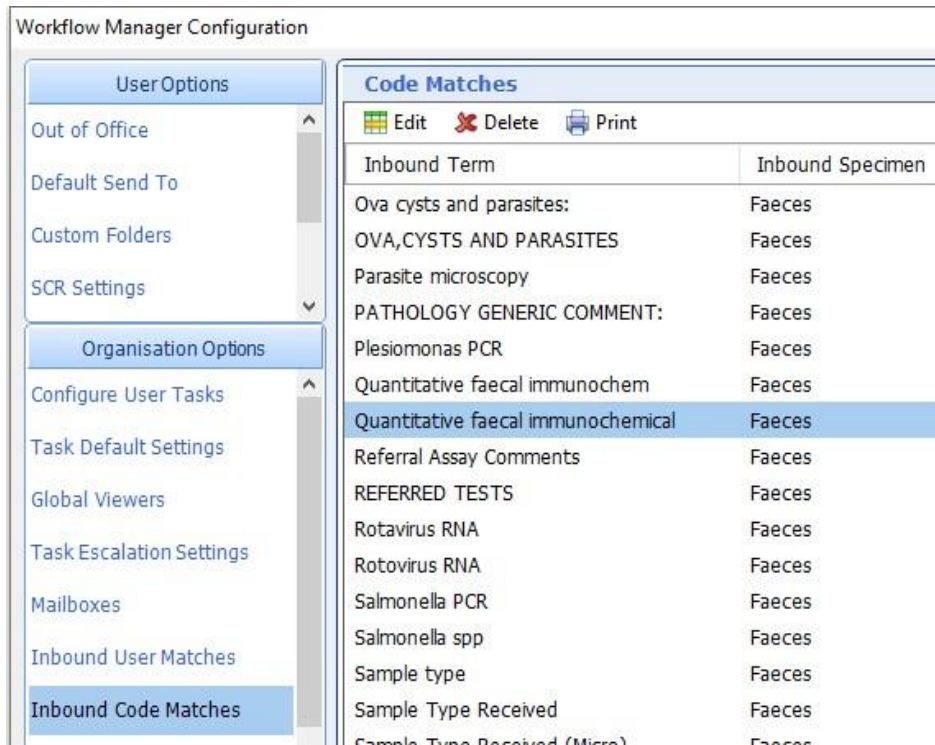
1. Navigate to the Workflow Manager module by clicking on EMIS > Workflow:



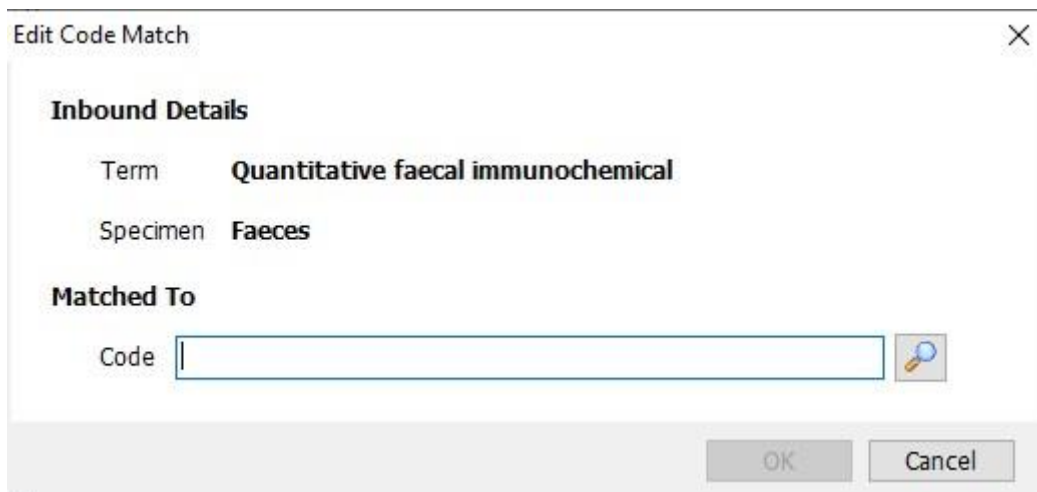
2. Click on Config:



3. Navigate to Inbound Code Matches, which can be found under Organisation Options. Select 'Quantitative faecal immunochemical' or 'Faecal Immunochemical Test' from the list and click Edit:

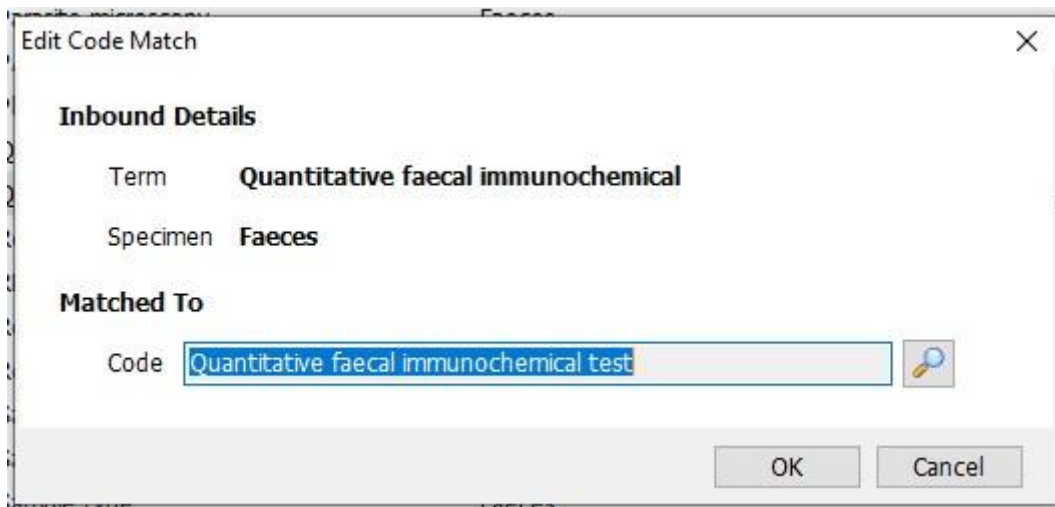


4. In the pop-up box, click on the magnifying glass to open the code search screen:



Then search for and select the code 'Quantitative faecal immunochemical test' (concept ID: 1049361000000101 and description ID: 2643291000000112).

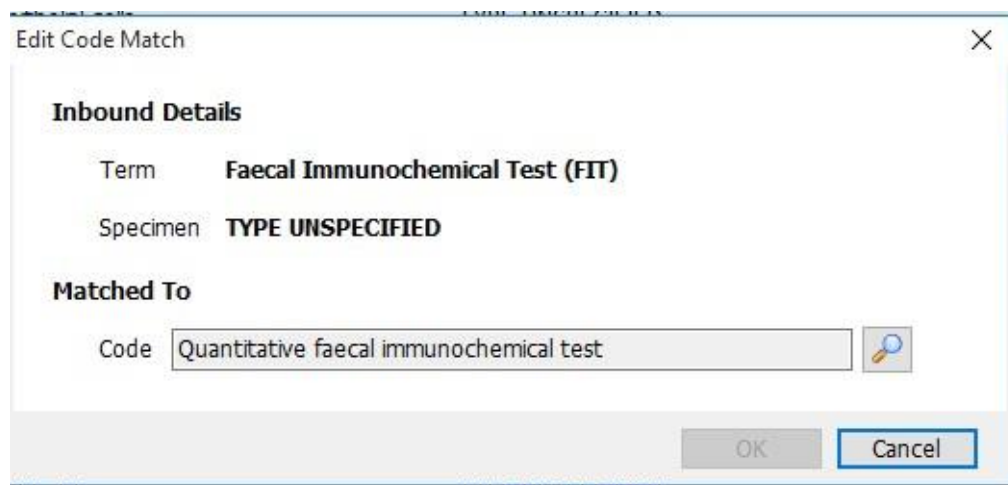
5. Once the correct code appears within the 'Matched To' field, as below, click OK.



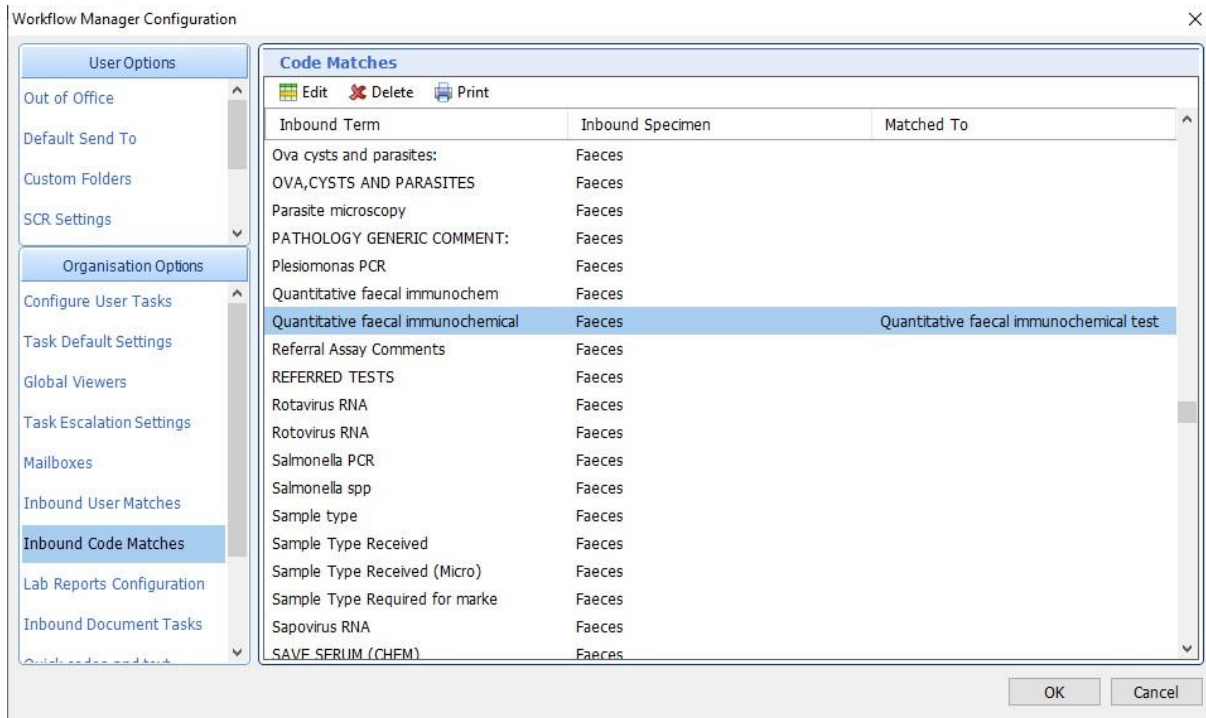
Or if you are seeing this (below)

	Inbound Term	Inbound Specimen
Default Send To	Culture	TYPE UNSPECIFIED
Custom Folders	E.coli O157	TYPE UNSPECIFIED
SCR Settings	Epithelial cells	TYPE UNSPECIFIED
	F + C	TYPE UNSPECIFIED
Organisation Options	Faecal Immunochemical Test (FIT)	TYPE UNSPECIFIED
Configure User Tasks	FAECES - OVA CYSTS AND PARASITES	TYPE UNSPECIFIED
Task Default Settings	FAECES - ROUTINE CULTURE	TYPE UNSPECIFIED
Global Viewers	Faeces investigation	TYPE UNSPECIFIED
Task Escalation Settings	FBC + ESR	TYPE UNSPECIFIED
Mailboxes	FBC Comment	TYPE UNSPECIFIED
Inbound User Matches	Ferritin	TYPE UNSPECIFIED
Inbound Code Matches	Folate	TYPE UNSPECIFIED
	Follicle stimulating hormone	TYPE UNSPECIFIED
	FREE T4	TYPE UNSPECIFIED
	Free thyroxine (FT4)	TYPE UNSPECIFIED

Then change it as below:



The code will now be associated with this result, as seen below:



6. Click OK once more to confirm.

All FIT results should now be automatically coded upon receipt.