

History UG Taught Overall: Sem 1 & 2 2012/13

No. of responses = 2167

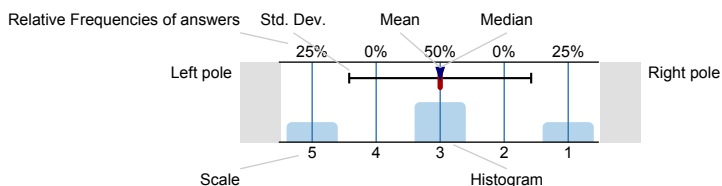


Queen Mary
University of London

Survey Results

Legend

Question text



n=No. of responses
av.=Mean
md=Median
dev.=Std. Dev.
ab.=Abstention



Quality index

Description of quality symbol

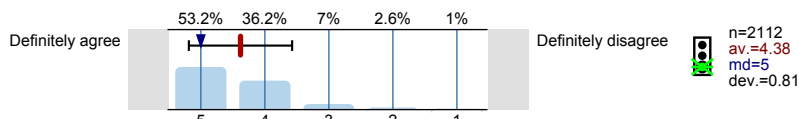
Mean value is below the quality guideline.

Mean is within the range of tolerance for the quality guideline.

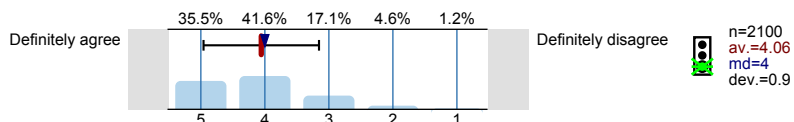
Mean value is within the quality guideline.

1. Rate this module

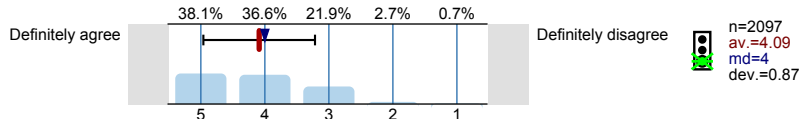
1.1) The module is well taught



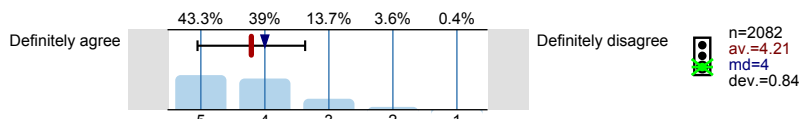
1.2) The criteria used in marking on the module have been made clear in advance



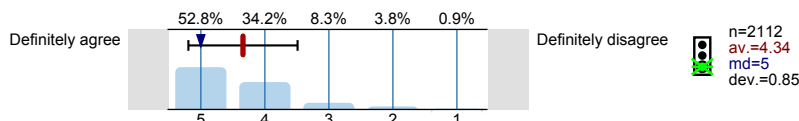
1.3) I have been given adequate feedback during the module



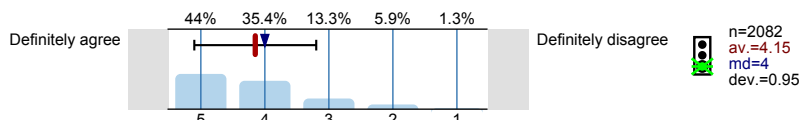
1.4) I have received sufficient advice and support with my studies on the module



1.5) The module is well organised and runs smoothly



1.6) I had access to good learning resources for the module



1.7) Overall I am satisfied with the quality of the module

