

Science and Engineering Foundation Programme

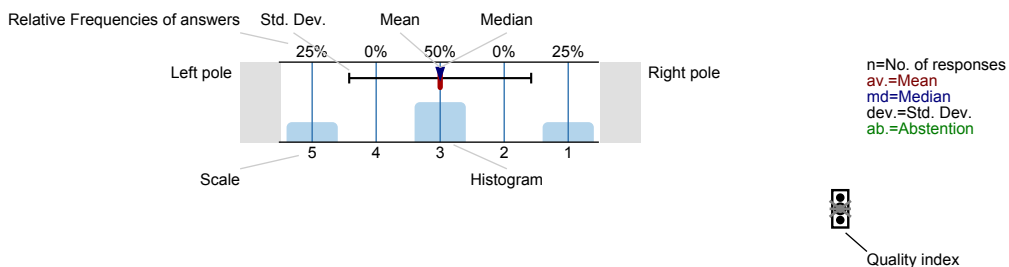
Mathematics I (SEF001)  
No. of responses = 71 (74.74%)



Survey Results

Legend

Question text



Description of quality symbol

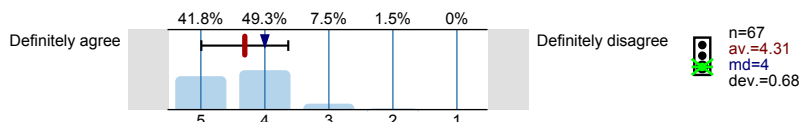
Mean value is below the quality guideline.

Mean is within the range of tolerance for the quality guideline.

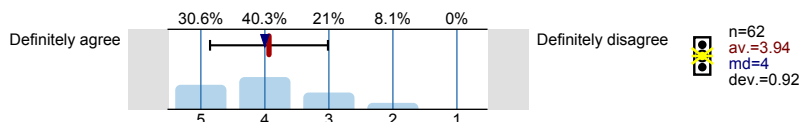
Mean value is within the quality guideline.

1. Rate this module

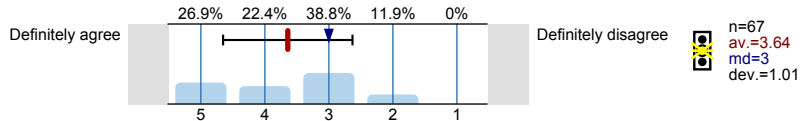
1.1) The module is well taught



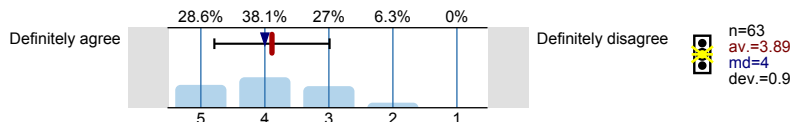
1.2) The criteria used in marking on the module have been made clear in advance



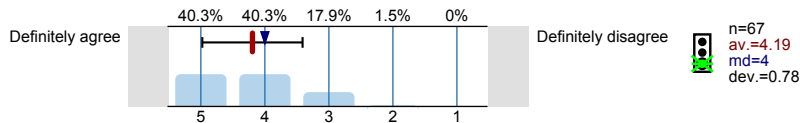
1.3) I have been given adequate feedback during the module



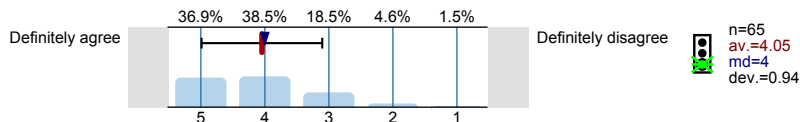
1.4) I have received sufficient advice and support with my studies on the module



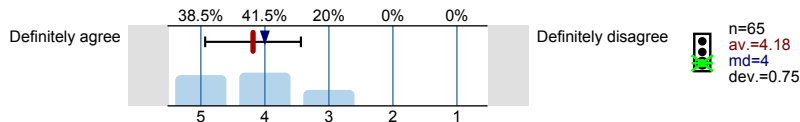
1.5) The module is well organised and runs smoothly



1.6) I had access to good learning resources for the module



1.7) Overall I am satisfied with the quality of the module



Science and Engineering Foundation Programme

Introductory Chemistry (SEF003)

No. of responses = 48 (49.48%)

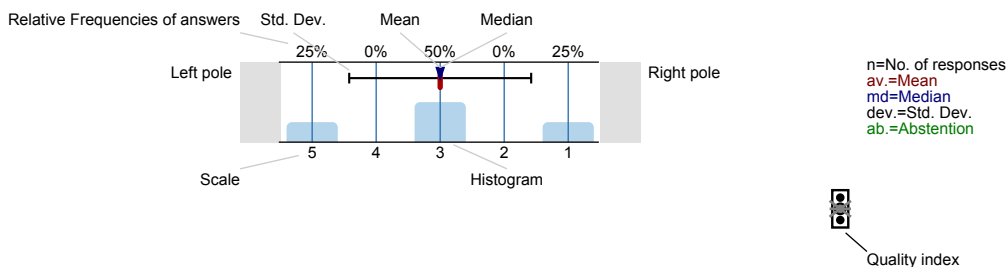


Queen Mary  
University of London

Survey Results

Legend

Question text



Description of quality symbol

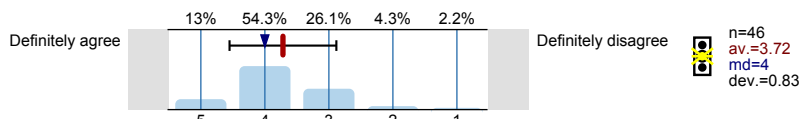
Mean value is below the quality guideline.

Mean is within the range of tolerance for the quality guideline.

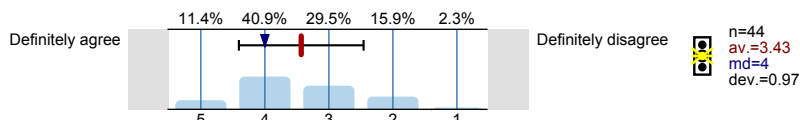
Mean value is within the quality guideline.

1. Rate this module

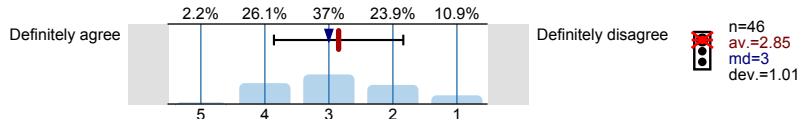
1.1) The module is well taught



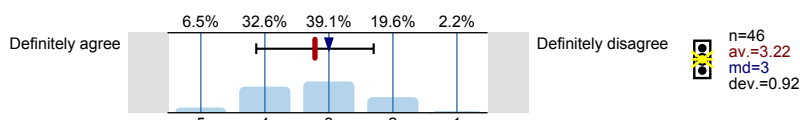
1.2) The criteria used in marking on the module have been made clear in advance



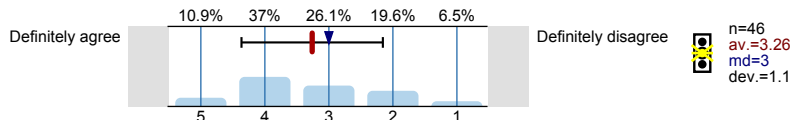
1.3) I have been given adequate feedback during the module



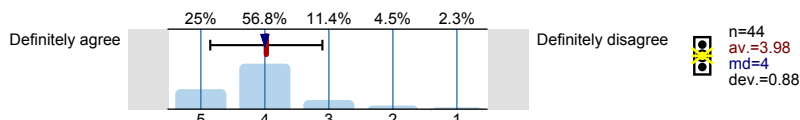
1.4) I have received sufficient advice and support with my studies on the module



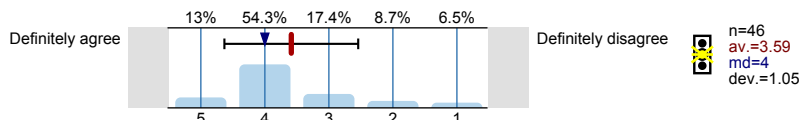
1.5) The module is well organised and runs smoothly



1.6) I had access to good learning resources for the module



1.7) Overall I am satisfied with the quality of the module



Science and Engineering Foundation Programme

Physics (Mechanics and Materials) (SEF005)

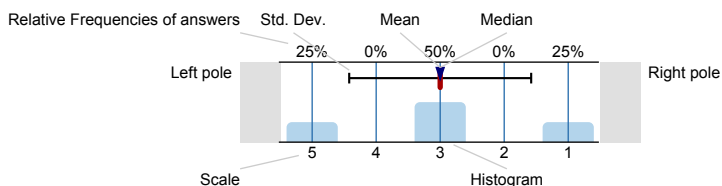
No. of responses = 77 (91.67%)



Survey Results

Legend

Question text



n=No. of responses  
av.=Mean  
md=Median  
dev.=Std. Dev.  
ab.=Abstention



Quality index

Description of quality symbol

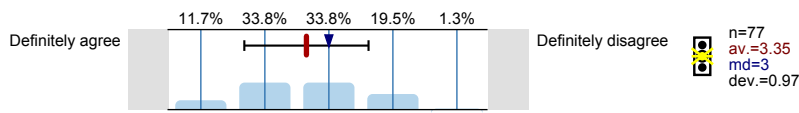
Mean value is below the quality guideline.

Mean is within the range of tolerance for the quality guideline.

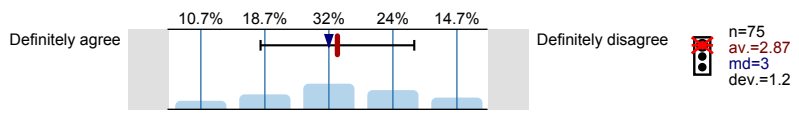
Mean value is within the quality guideline.

1. Rate this module

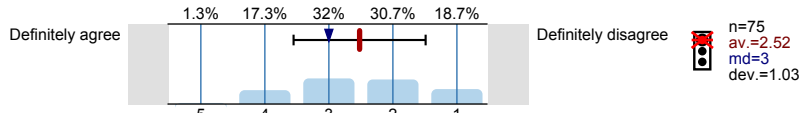
1.1) The module is well taught



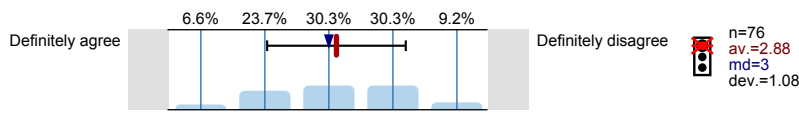
1.2) The criteria used in marking on the module have been made clear in advance



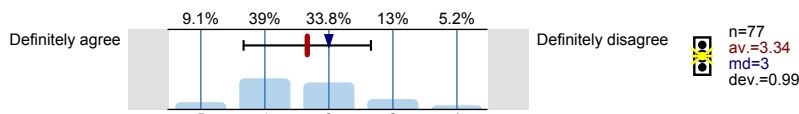
1.3) I have been given adequate feedback during the module



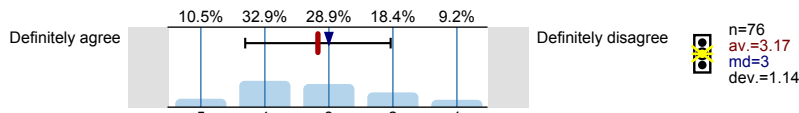
1.4) I have received sufficient advice and support with my studies on the module



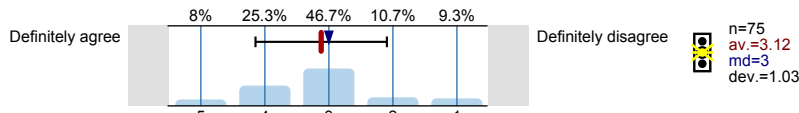
1.5) The module is well organised and runs smoothly



1.6) I had access to good learning resources for the module



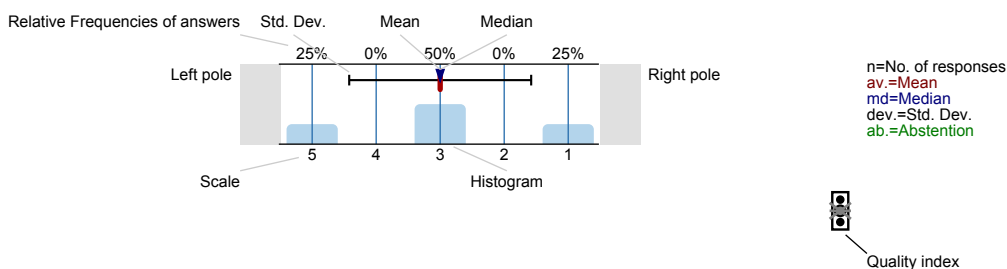
1.7) Overall I am satisfied with the quality of the module




Survey Results


Legend


Question text



Description of quality symbol

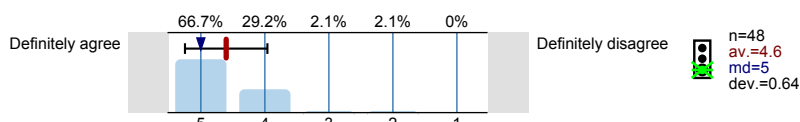
 Mean value is below the quality guideline.

 Mean is within the range of tolerance for the quality guideline.

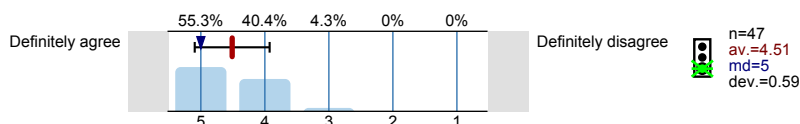
 Mean value is within the quality guideline.

1. Rate this module

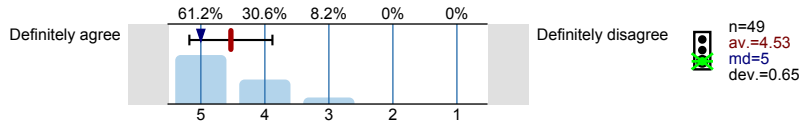
1.1) The module is well taught




1.2) The criteria used in marking on the module have been made clear in advance



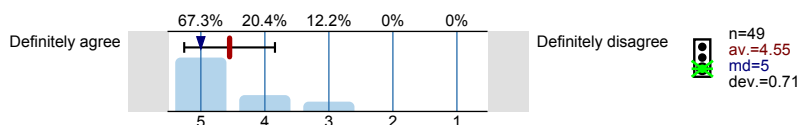
1.3) I have been given adequate feedback during the module



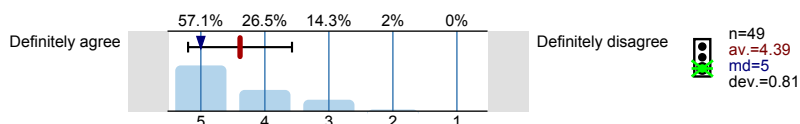
1.4) I have received sufficient advice and support with my studies on the module



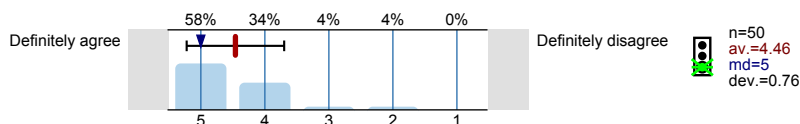
1.5) The module is well organised and runs smoothly



1.6) I had access to good learning resources for the module



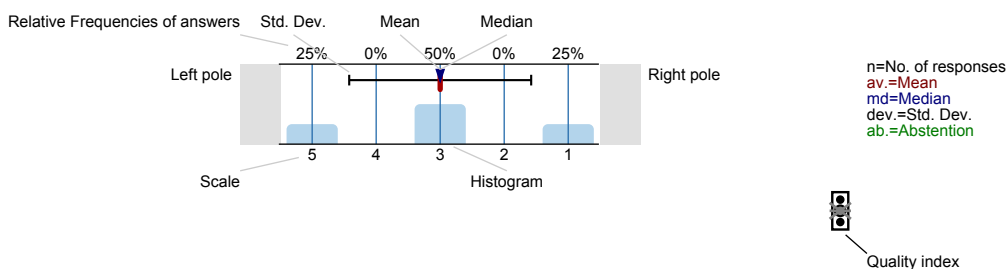
1.7) Overall I am satisfied with the quality of the module




Survey Results


Legend


Question text



Description of quality symbol

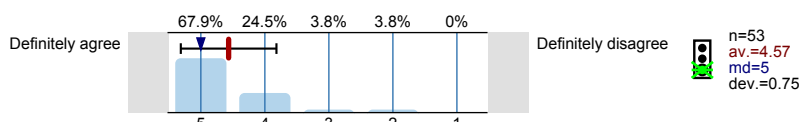
 Mean value is below the quality guideline.

 Mean is within the range of tolerance for the quality guideline.

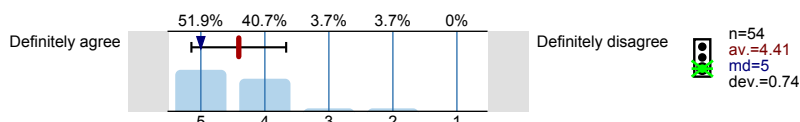
 Mean value is within the quality guideline.

1. Rate this module

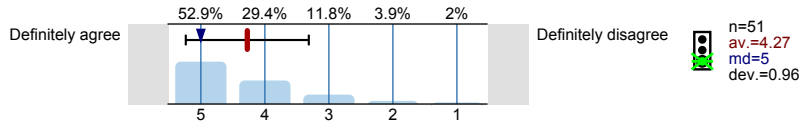
1.1) The module is well taught



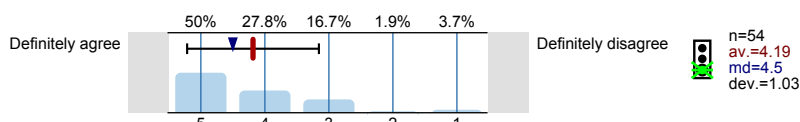
1.2) The criteria used in marking on the module have been made clear in advance



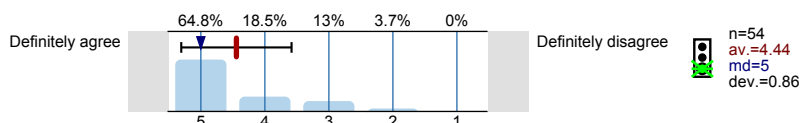
1.3) I have been given adequate feedback during the module



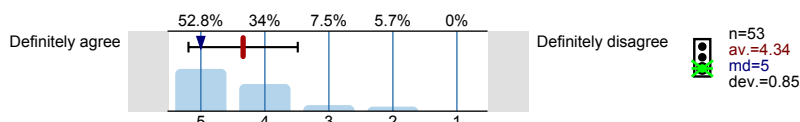
1.4) I have received sufficient advice and support with my studies on the module



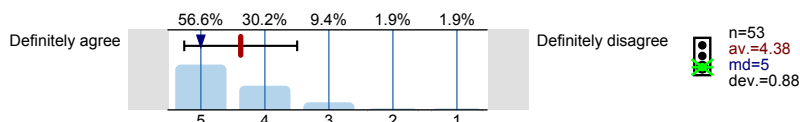
1.5) The module is well organised and runs smoothly



1.6) I had access to good learning resources for the module



1.7) Overall I am satisfied with the quality of the module



# Science and Engineering Foundation Programme

Communication in Science and Technology (SEF030)

No. of responses = 59 (51.75%)

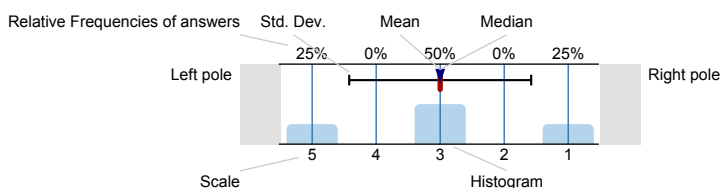


Queen Mary  
University of London

## Survey Results

### Legend

Question text



n=No. of responses  
av.=Mean  
md=Median  
dev.=Std. Dev.  
ab.=Abstention



Quality index

Description of quality symbol

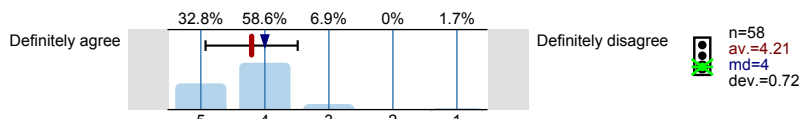
Mean value is below the quality guideline.

Mean is within the range of tolerance for the quality guideline.

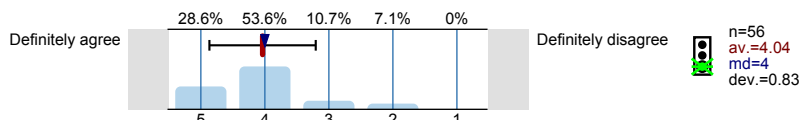
Mean value is within the quality guideline.

### 1. Rate this module

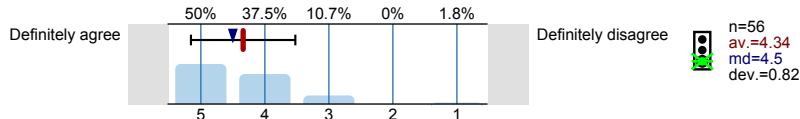
1.1) The module is well taught



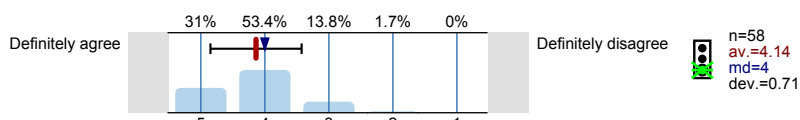
1.2) The criteria used in marking on the module have been made clear in advance



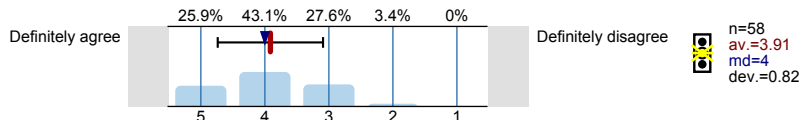
1.3) I have been given adequate feedback during the module



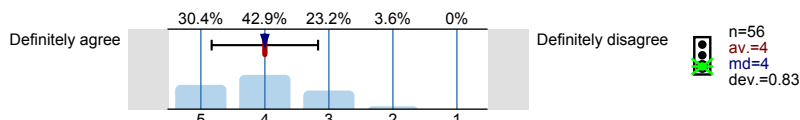
1.4) I have received sufficient advice and support with my studies on the module



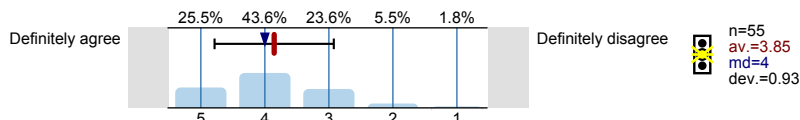
1.5) The module is well organised and runs smoothly



1.6) I had access to good learning resources for the module



1.7) Overall I am satisfied with the quality of the module



# Science and Engineering Foundation Programme

Form and Function in Biology (SEF031)

No. of responses = 48 (70.59%)

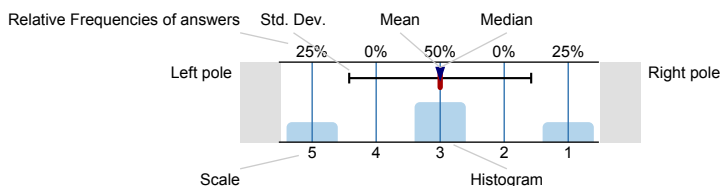


Queen Mary  
University of London

## Survey Results

### Legend

Question text



n=No. of responses  
av.=Mean  
md=Median  
dev.=Std. Dev.  
ab.=Abstention



Quality index

Description of quality symbol

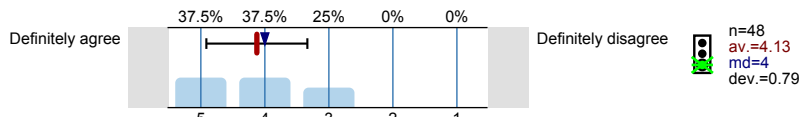
Mean value is below the quality guideline.

Mean is within the range of tolerance for the quality guideline.

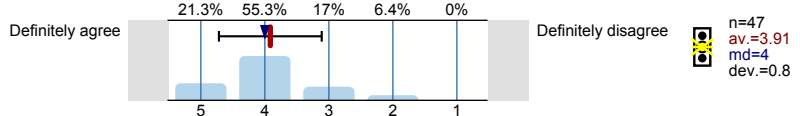
Mean value is within the quality guideline.

### 1. Rate this module

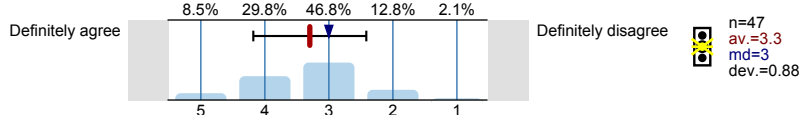
1.1) The module is well taught



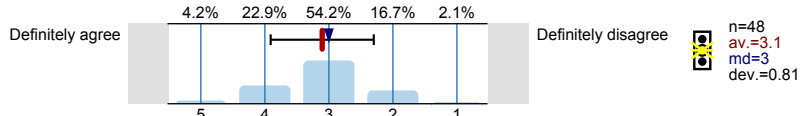
1.2) The criteria used in marking on the module have been made clear in advance



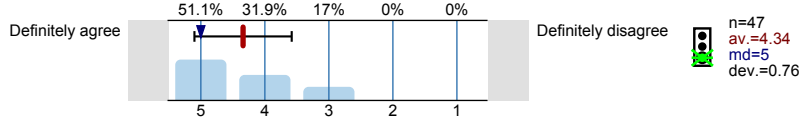
1.3) I have been given adequate feedback during the module



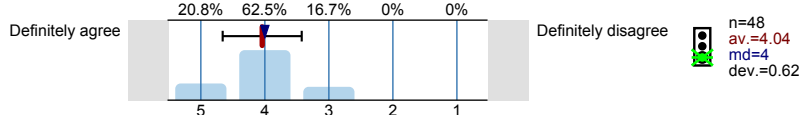
1.4) I have received sufficient advice and support with my studies on the module



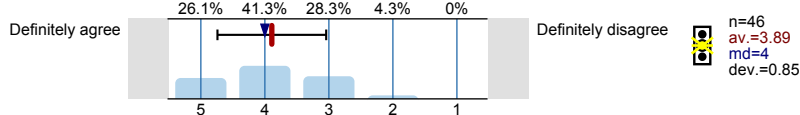
1.5) The module is well organised and runs smoothly



1.6) I had access to good learning resources for the module



1.7) Overall I am satisfied with the quality of the module



# Science and Engineering Foundation Programme

A Closer Look at Chemistry (SEF004)

No. of responses = 61 (78.21%)

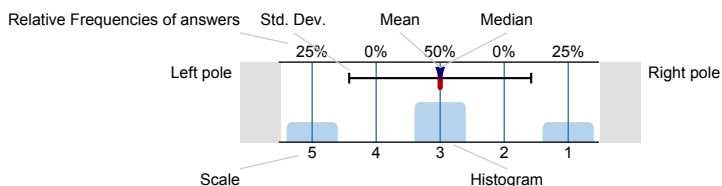


Queen Mary  
University of London

## Survey Results

### Legend

Question text



n=No. of responses  
av.=Mean  
md=Median  
dev.=Std. Dev.  
ab.=Abstention



Quality index

Description of quality symbol

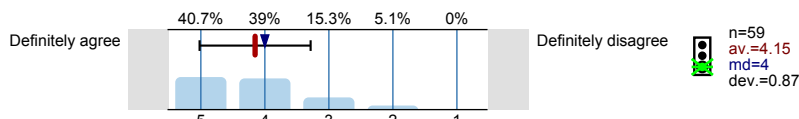
Mean value is below the quality guideline.

Mean is within the range of tolerance for the quality guideline.

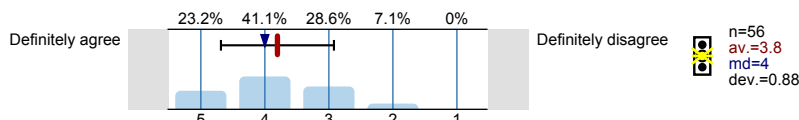
Mean value is within the quality guideline.

### 1. Rate this module

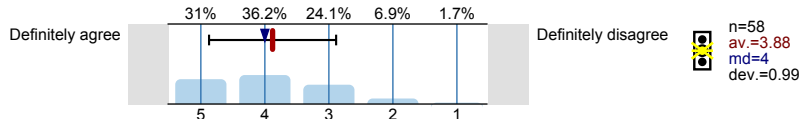
1.1) The module is well taught



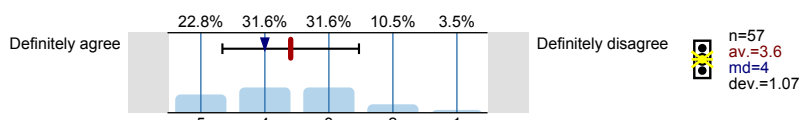
1.2) The criteria used in marking on the module have been made clear in advance



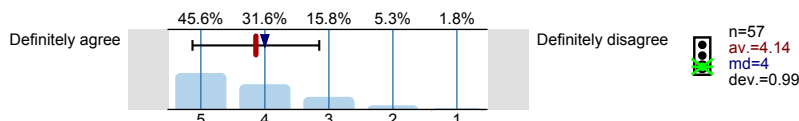
1.3) I have been given adequate feedback during the module



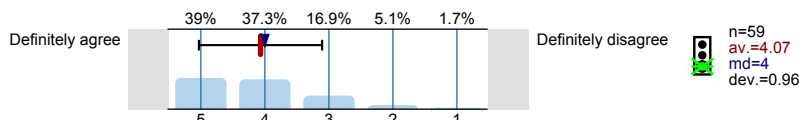
1.4) I have received sufficient advice and support with my studies on the module



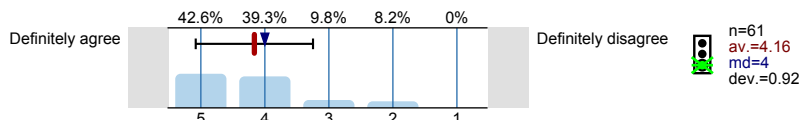
1.5) The module is well organised and runs smoothly



1.6) I had access to good learning resources for the module



1.7) Overall I am satisfied with the quality of the module





# Science and Engineering Foundation Programme

Physics (Fields and Waves) (SEF006)

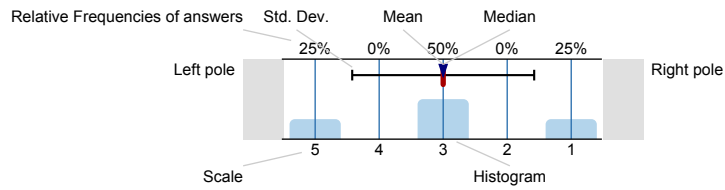
No. of responses = 58 (64.44%)



## Survey Results

### Legend

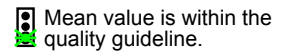
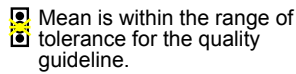
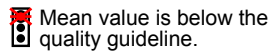
Question text



n=No. of responses  
 av.=Mean  
 md=Median  
 dev.=Std. Dev.  
 ab.=Abstention

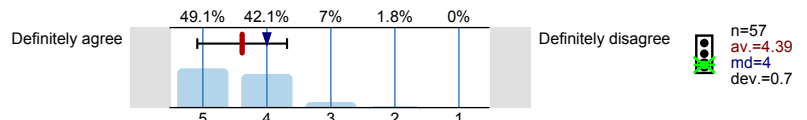


Description of quality symbol

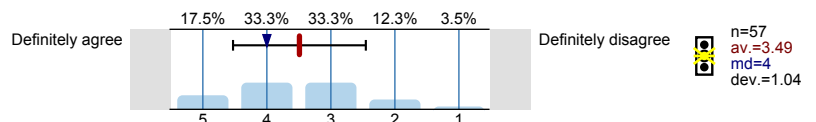


### 1. Rate this module

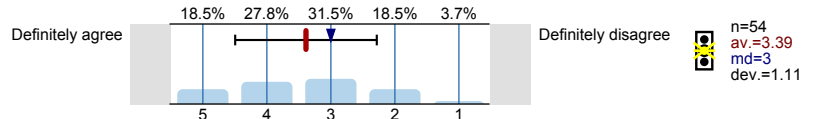
1.1) The module is well taught



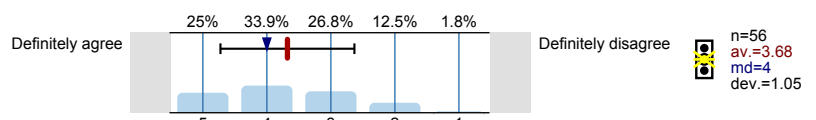
1.2) The criteria used in marking on the module have been made clear in advance



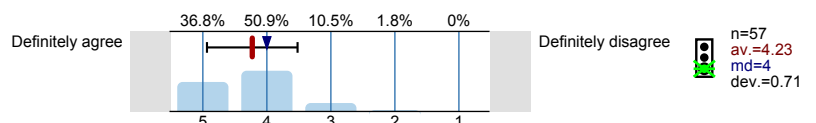
1.3) I have been given adequate feedback during the module



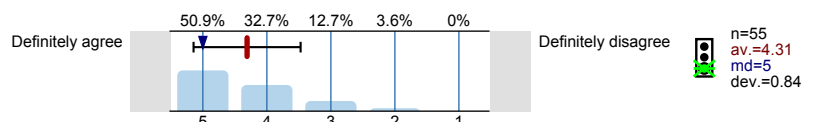
1.4) I have received sufficient advice and support with my studies on the module



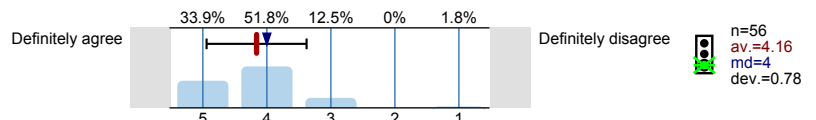
1.5) The module is well organised and runs smoothly



1.6) I had access to good learning resources for the module



1.7) Overall I am satisfied with the quality of the module



Science and Engineering Foundation Programme

Physics (Electricity and Atomic Physics) (SEF007)

No. of responses = 56 (50%)

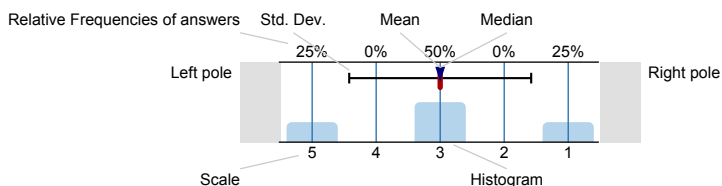


Queen Mary  
University of London

Survey Results

Legend

Question text



n=No. of responses  
av.=Mean  
md=Median  
dev.=Std. Dev.  
ab.=Abstention



Quality index

Description of quality symbol

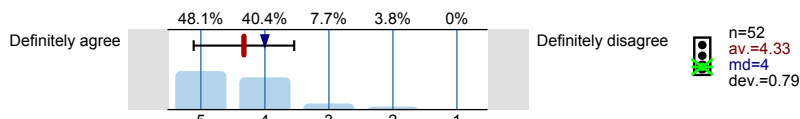
Mean value is below the quality guideline.

Mean is within the range of tolerance for the quality guideline.

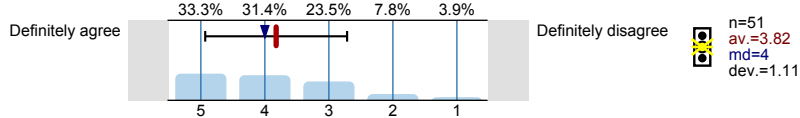
Mean value is within the quality guideline.

1. Rate this module

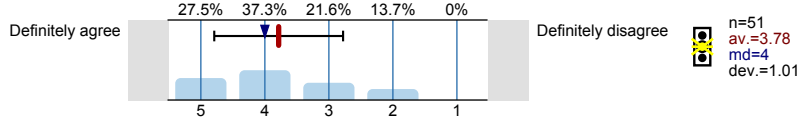
1.1) The module is well taught



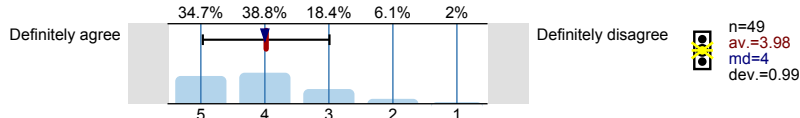
1.2) The criteria used in marking on the module have been made clear in advance



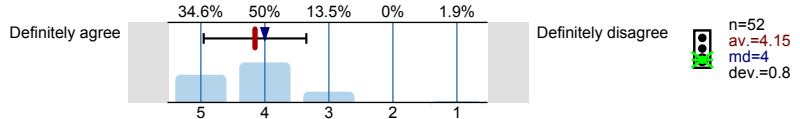
1.3) I have been given adequate feedback during the module



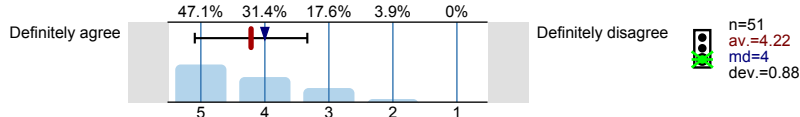
1.4) I have received sufficient advice and support with my studies on the module



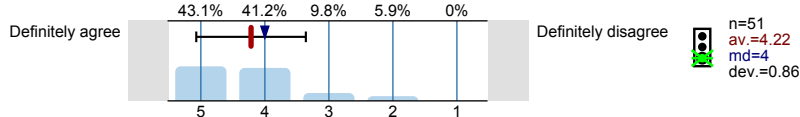
1.5) The module is well organised and runs smoothly



1.6) I had access to good learning resources for the module



1.7) Overall I am satisfied with the quality of the module



Science and Engineering Foundation Programme

Discrete Mathematics [Foundation] (SEF015)

No. of responses = 47 (41.96%)

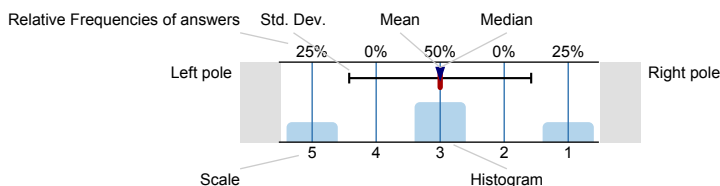


Queen Mary  
University of London

Survey Results

Legend

Question text



n=No. of responses  
av.=Mean  
md=Median  
dev.=Std. Dev.  
ab.=Abstention



Quality index

Description of quality symbol

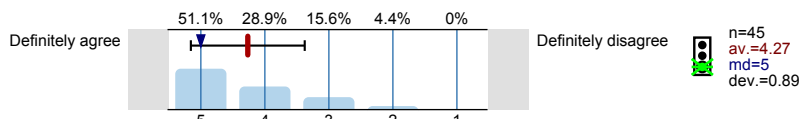
Mean value is below the quality guideline.

Mean is within the range of tolerance for the quality guideline.

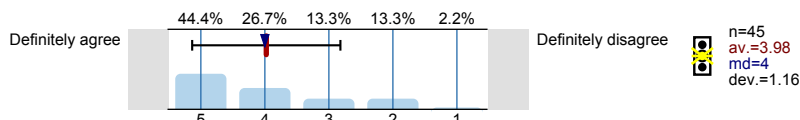
Mean value is within the quality guideline.

1. Rate this module

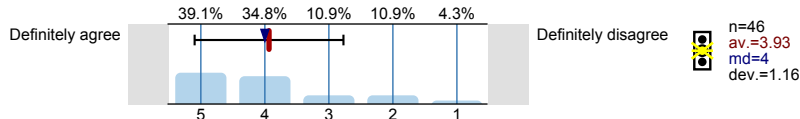
1.1) The module is well taught



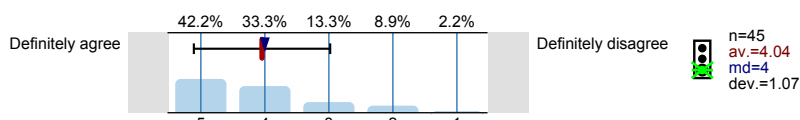
1.2) The criteria used in marking on the module have been made clear in advance



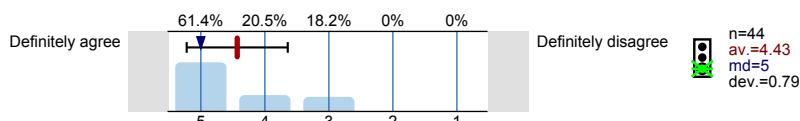
1.3) I have been given adequate feedback during the module



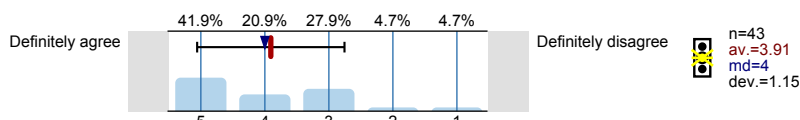
1.4) I have received sufficient advice and support with my studies on the module



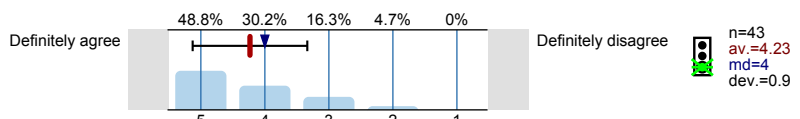
1.5) The module is well organised and runs smoothly



1.6) I had access to good learning resources for the module



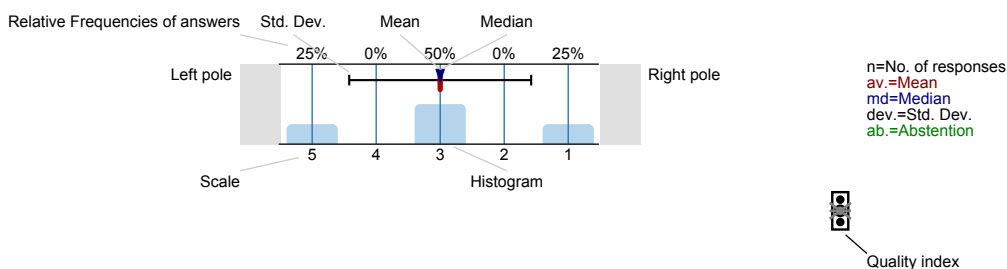
1.7) Overall I am satisfied with the quality of the module



Survey Results

Legend

Question text



Description of quality symbol

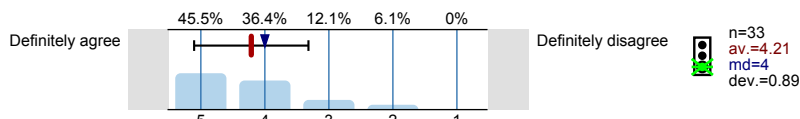
Mean value is below the quality guideline.

Mean is within the range of tolerance for the quality guideline.

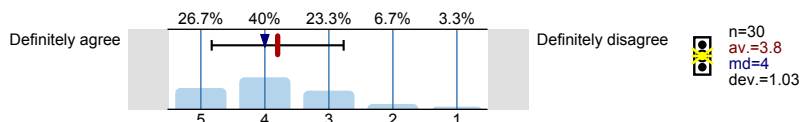
Mean value is within the quality guideline.

1. Rate this module

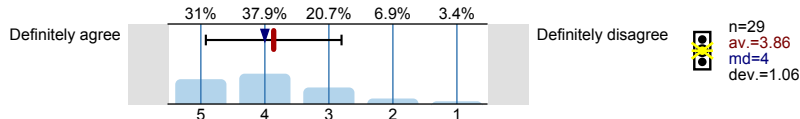
1.1) The module is well taught



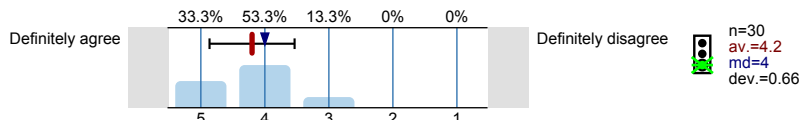
1.2) The criteria used in marking on the module have been made clear in advance



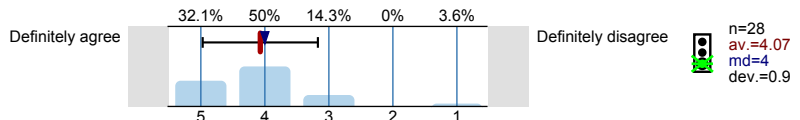
1.3) I have been given adequate feedback during the module



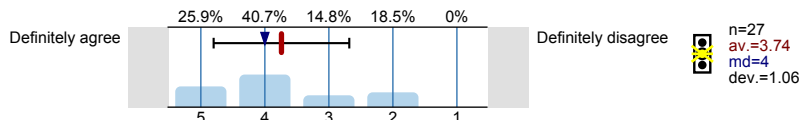
1.4) I have received sufficient advice and support with my studies on the module



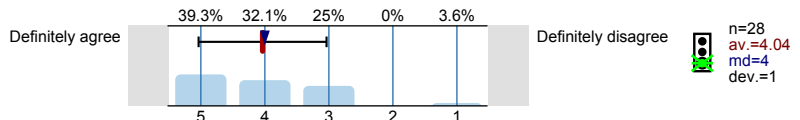
1.5) The module is well organised and runs smoothly



1.6) I had access to good learning resources for the module



1.7) Overall I am satisfied with the quality of the module



Science and Engineering Foundation Programme

Communication in Science and Technology (SEF030)

No. of responses = 47 (82.46%)

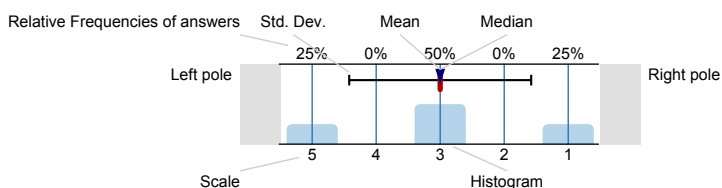


Queen Mary University of London

Survey Results

Legend

Question text



n=No. of responses  
av.=Mean  
md=Median  
dev.=Std. Dev.  
ab.=Abstention



Quality index

Description of quality symbol

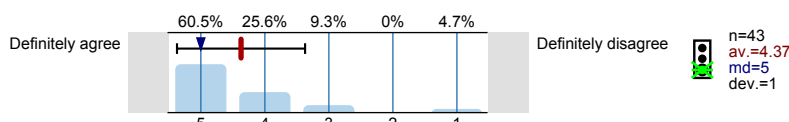
Mean value is below the quality guideline.

Mean is within the range of tolerance for the quality guideline.

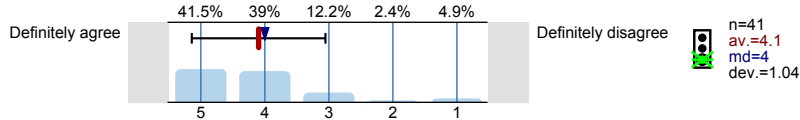
Mean value is within the quality guideline.

1. Rate this module

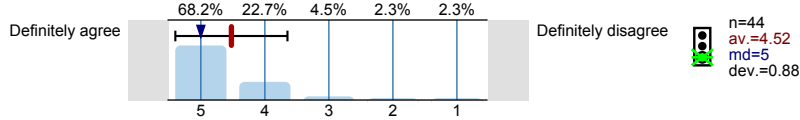
1.1) The module is well taught



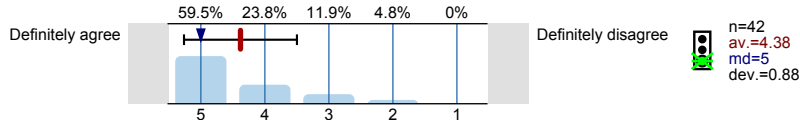
1.2) The criteria used in marking on the module have been made clear in advance



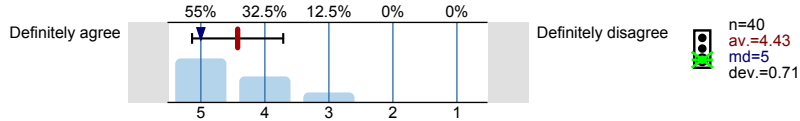
1.3) I have been given adequate feedback during the module



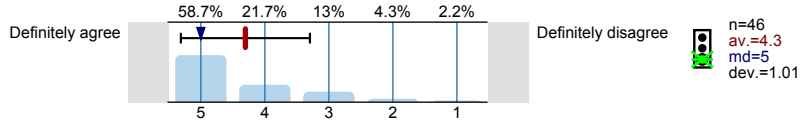
1.4) I have received sufficient advice and support with my studies on the module



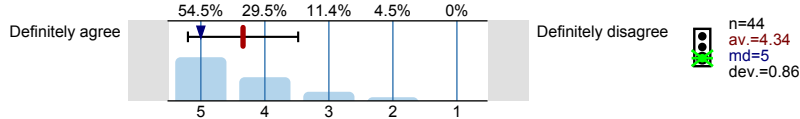
1.5) The module is well organised and runs smoothly



1.6) I had access to good learning resources for the module



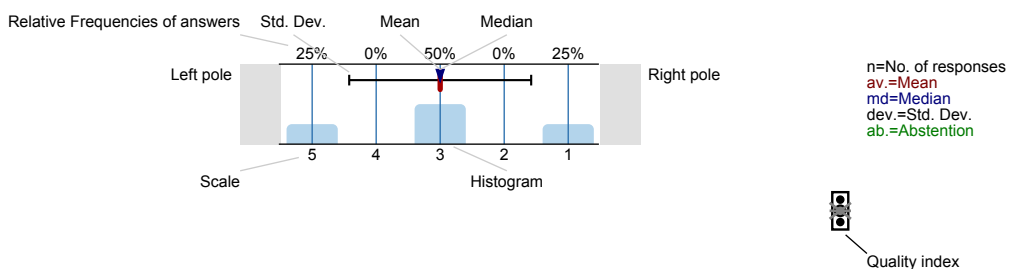
1.7) Overall I am satisfied with the quality of the module



Survey Results

Legend

Question text



Description of quality symbol

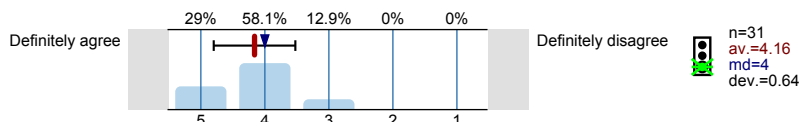
Mean value is below the quality guideline.

Mean is within the range of tolerance for the quality guideline.

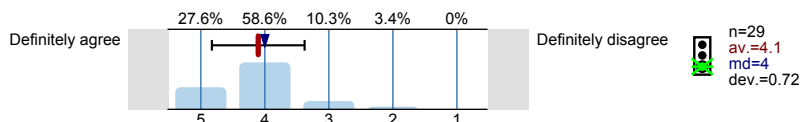
Mean value is within the quality guideline.

1. Rate this module

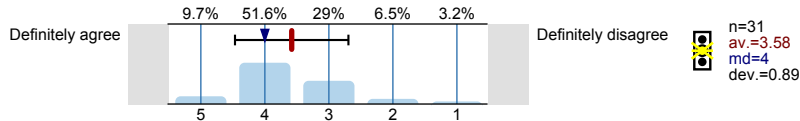
1.1) The module is well taught



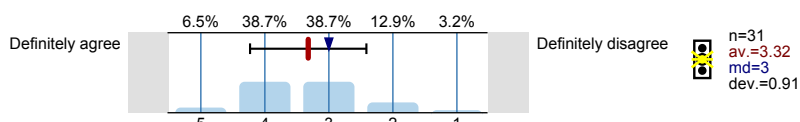
1.2) The criteria used in marking on the module have been made clear in advance



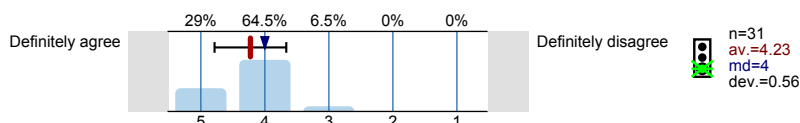
1.3) I have been given adequate feedback during the module



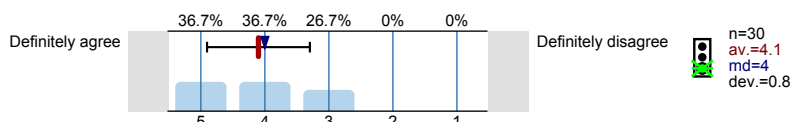
1.4) I have received sufficient advice and support with my studies on the module



1.5) The module is well organised and runs smoothly



1.6) I had access to good learning resources for the module



1.7) Overall I am satisfied with the quality of the module

