

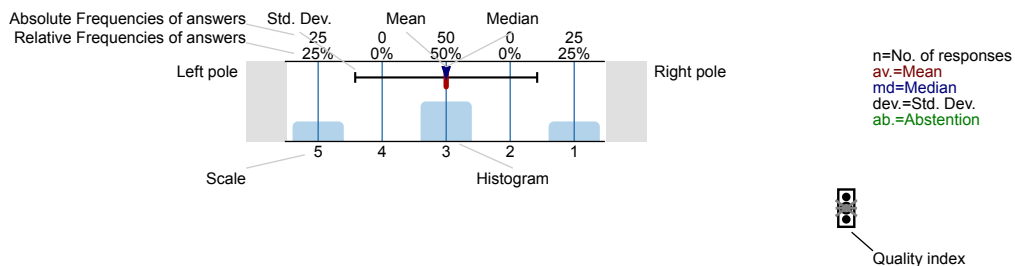
School of Engineering and Materials Science

Aerothermodynamics of Fluid Flows (DEN5242)
 No. of responses = 34 (57.63%)



Legend

Question text



Description of quality symbol

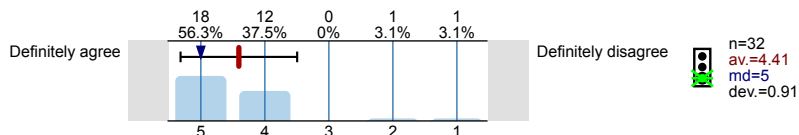
Mean value is below the quality guideline.

Mean is within the range of tolerance for the quality guideline.

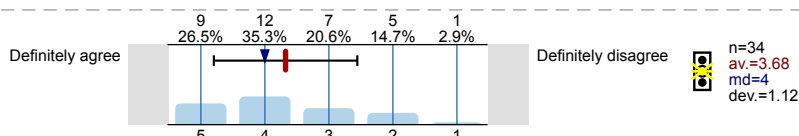
Mean value is within the quality guideline.

1. Rate this module

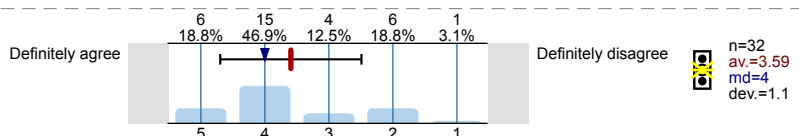
1.1) The module is well taught



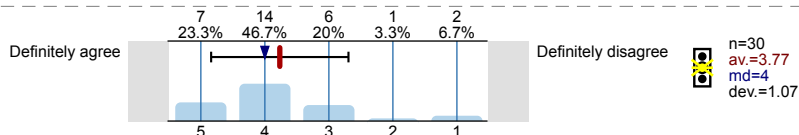
1.2) The criteria used in marking on the module have been made clear in advance



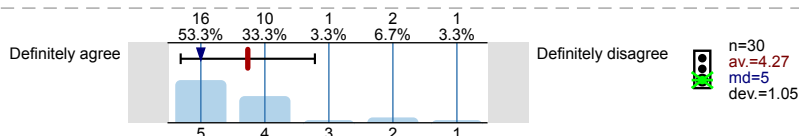
1.3) I have been given adequate feedback during the module



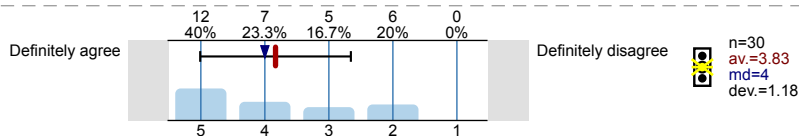
1.4) I have received sufficient advice and support with my studies on the module



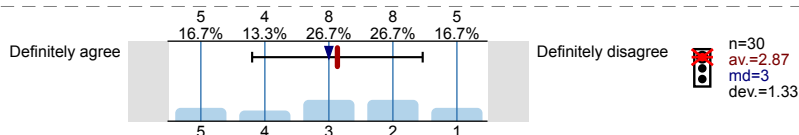
1.5) The module is well organised and runs smoothly



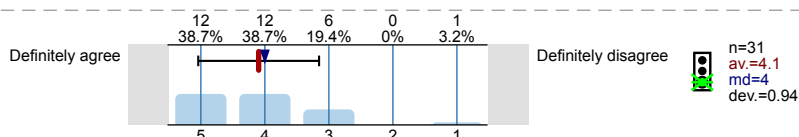
1.6) I had access to good learning resources for the module



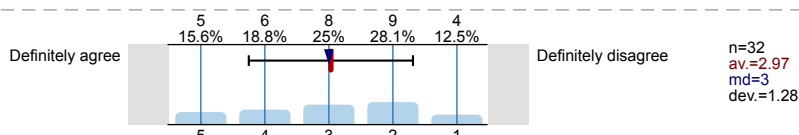
1.7) The use of QMplus has made an appropriate contribution to this module



1.8) Overall I am satisfied with the quality of the module



1.9) The module organiser(s) made good use of QMplus for the module



2. Lectures

2.1) Lecturer 1: Write the name of your lecturer here

Dr. F. Motallebi

Fariborz Motallebi

~~Dr.~~ Dr. Fariborz Motallebi

Dr F. Motallebi

~~Dr. Fariborz~~ Fariborz motallebi

DR. FARIBORZ MOTALLEBI

DR F. MOTALLEBI

~~Fariborz~~ Fariborz motallebi

Fariborz Motallebi

Fariborz Motallebi

Dr. Motallebi

Prof. MOTALLEBI

Fariborz Motallebi

Dr Fariborz Motallebi

DR FARIBORZ MOTALLEBI

FARIBORZ MOTALLEBI

DR. FARIBORZ MOTALLEBI

FARIBORZ MOTALLEBI

Motallebi Fariborz

F. MOTALLEBI

Dr. Fariborz Motallebi

FARIBORZ MOTALLEBI

Fariborz Motallebi

F. Motallebi

Fariborz Motallebi

PROFESSOR FARIBORZ MOTALLEBI

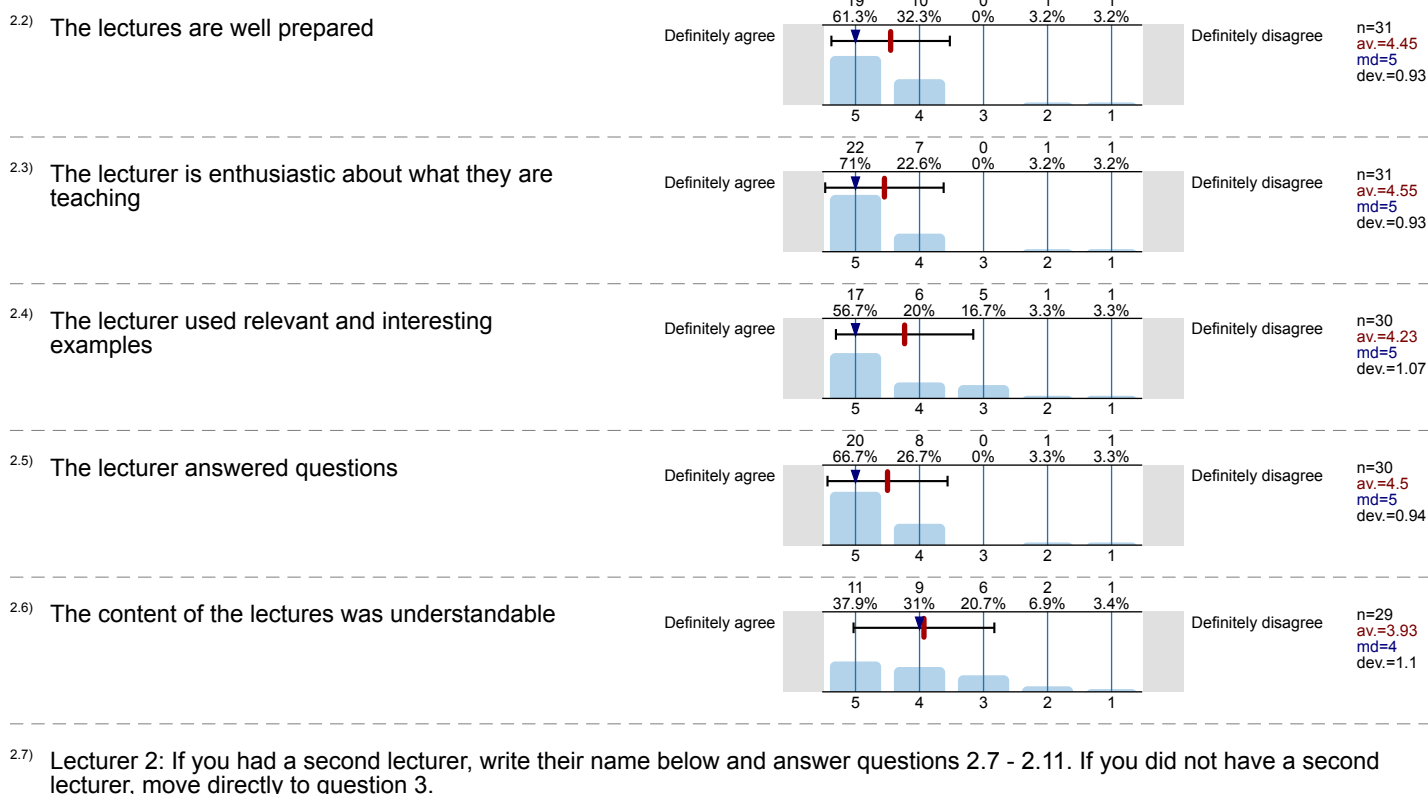
Fariborz Motallebi

FARIBORZ MOTALLEBI

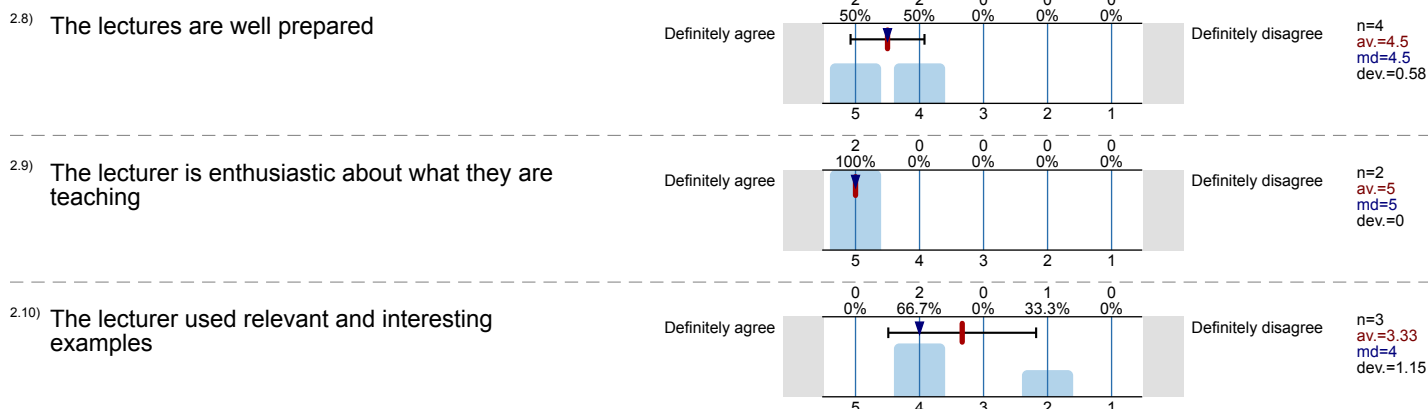
Motallebi!

Motallebi

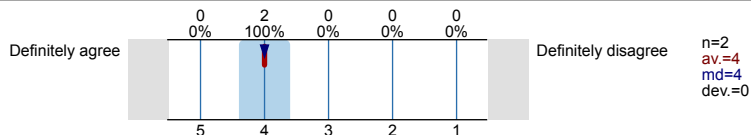
Motallebi



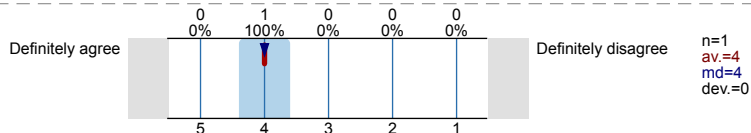
Motallebi



2.11) The lecturer answered questions



2.12) The content of the lectures was understandable



3. Associate students

3.1) Are you an Associate student (Study Abroad or Erasmus) spending one or two semesters with us?



3.2) Are you a student participating in the Ciência sem Fronteiras - Reino Unido programme?



4. Your comments

4.1) What are the best things about the module?

- Fascinating

Learn a lot about aircrafts.
Good use of examples.

Interesting

~~The~~ + The module content is interesting and engaging, as well as relateable to real life situations.

Well taught, understandable.

No powerpoint presentations, easier to make notes and keep up with the lecturer.

No use of powerpoint presentations. Tutorials and lectures are also combined.

It is challenging.

It is challenging.

Organization of module, way of teaching of each and every concepts from incompressible to compressible flow is perfect.

the teacher is teaching not reading notes

It is very interesting and the lecturer ~~allows~~ gives us an in depth understanding

The passion shown by the instructor is most encouraging.

THE MODULE IS VERY INTERESTING AND IN DEPTH,
HOWEVER IT IS ~~IS~~ ALSO EXTREMELY CHALLENGING

The organisation and enthusiasm of the lecturer.

The lecturer is very enthusiastic and teach very well.
Very satisfied with his explanations.

The lecturer is really good, almost perfect

• LECTURE TOPICS

The content is very interesting and the faculty is very well thought out.

EXAMPLES USED TO CLEAR THEORETICAL CONCEPTS

Actually interesting

- interesting

-

The content was well taught as the earlier topics were hard to understand.

The content of the module and how the lecturer uses his enthusiasm to teach the module.

The lecturer is very enthusiastic, this enables us to ~~to~~ follow the class more easily taking into account the complexity of some content.

Interesting

Interesting

4.2) In what ways could the module be improved?

- More visual representations to help explain lecture either via animation or more videos.

Maybe cover the material ~~at~~ a bit slowly.

Sometimes the lecturer goes too fast, be abit more thorough

QPM PLUS needs to be used more as the videos are not clear if available in the first place.

Qm plus resources, workings and answers for tutorials online.

Providing more organised printed notes for study outside of the lecture.

Answers for the tutorials provided prior to test/exam

- If lectures were recorded better, and ~~text~~ words were written on the projector instead of the blackboards. So it gets recorded on to QM plus.

Fix the QReview ffs

one lab session as against two.

THE QM REVIEW DOES NOT WORK AT ALL IN MOST CASES, ANSWER ANSWERS FOR PSC'S ARENT AVAILABLE.

More examples in class

Q-Review is not working well!

Q-Review need lots of improvements.

- BY PROVIDING MORE EXAMPLE QUESTIONS
- GOOD RECOGNITION OF Q-REVIEW QUESTIONS
- TELL PEOPLE THE TOPIC WILL BE GIVEN ON THE UPCOMING WEEK

Better feedback on the completed coursework would be good.

GIVING MORE EXERCISE WITH RELATIVE SOLUTIONS

Make content more understandable. Do not assume we understand everything on the first go.

- His review, its really annoying me, The only module we review for, doesn't even work
- why so early in the morning, make it 1pm or earlier

- more learning resources. If you miss a lecture it would be very hard to catch up. Q review is very bad as most notes are written on Monday morning and the content doesn't exist at it

PSC, Answers to PSC could be given out ~~early~~ earlier in the module.

PSC answers and working out so that some steps can be understood clearly

Maybe a bit more steady when explaining because we need time to absorb all information.

Go a bit slower

4.3) Is there anything else you would like to tell us about the module?

- I would have liked the work to be projected on Q-review.

NO

n/a

It is interesting

It is really well taught

Motallebi is a good lecturer! I will remember him.

Really enjoying the lectures.

IT WOULD BE USEFUL IF ~~SOME~~ WORKING SOLUTIONS OF THE PSCS WERE PROVIDED ON QPLUS BEFOREHAND.

nah uno

- The only negative is more resources should be used namely apart from what the module is taught well.

~~Prof~~ Professor Motallebi is an Excellent lecturer.

NO.

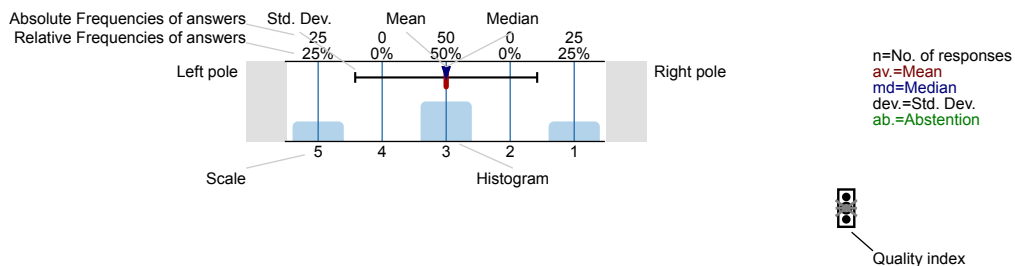
School of Engineering and Materials Science

Chemistry for Materials (MAT5002)
No. of responses = 18 (48.65%)



Legend

Question text



Description of quality symbol

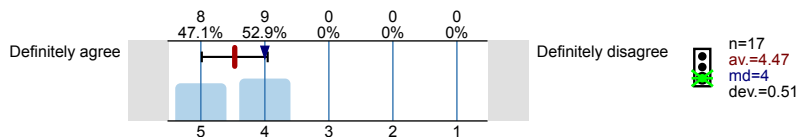
Mean value is below the quality guideline.

Mean is within the range of tolerance for the quality guideline.

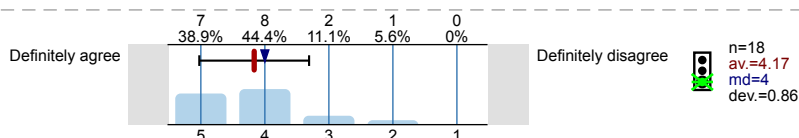
Mean value is within the quality guideline.

1. Rate this module

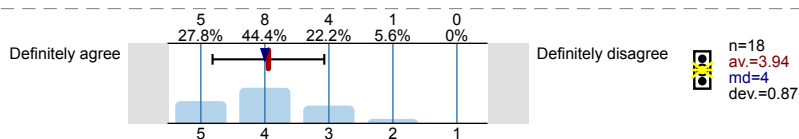
1.1) The module is well taught



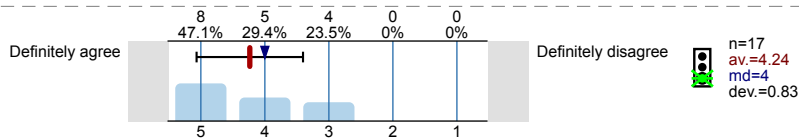
1.2) The criteria used in marking on the module have been made clear in advance



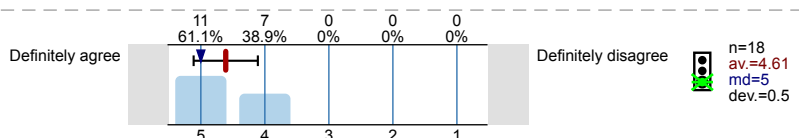
1.3) I have been given adequate feedback during the module



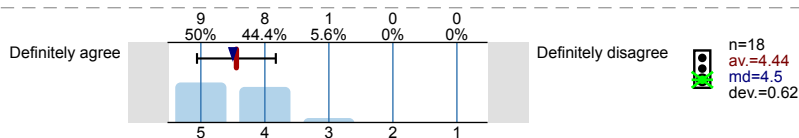
1.4) I have received sufficient advice and support with my studies on the module



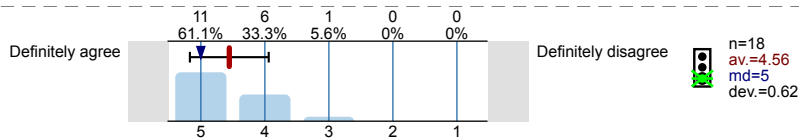
1.5) The module is well organised and runs smoothly



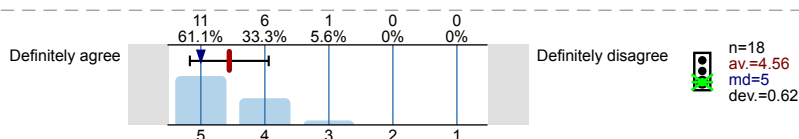
1.6) I had access to good learning resources for the module



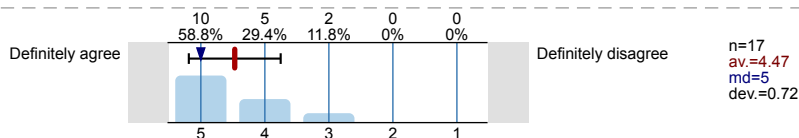
1.7) The use of QMplus has made an appropriate contribution to this module



1.8) Overall I am satisfied with the quality of the module



1.9) The module organiser(s) made good use of QMplus for the module



2. Lectures

2.1) Lecturer 1: Write the name of your lecturer here

STEVE DUNN

Steve

STEVE DUNN

Steve Dunn

~~Remzi~~ Steve.

STEVE DUNN

Steve Dunn

~~Steve~~ dunn

Steve Dunn

Remzi Beier

Steve Dunn

STEVE

Steve Duncan

STEVE DUNN

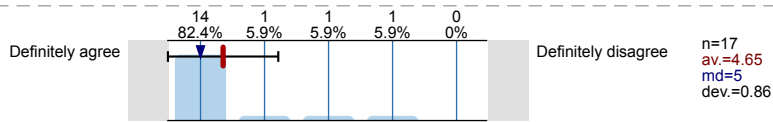
Steve Dunn

STEVE DUNN

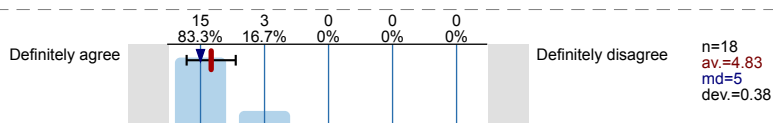
STEVE DUNN

Steve Dunn

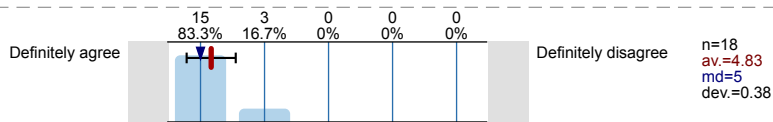
2.2) The lectures are well prepared



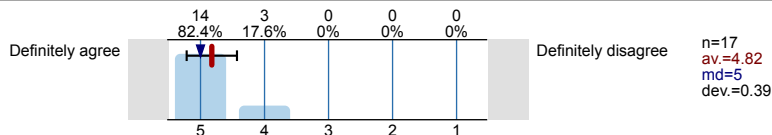
2.3) The lecturer is enthusiastic about what they are teaching



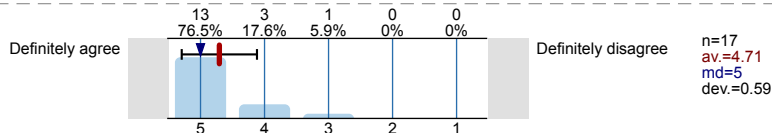
2.4) The lecturer used relevant and interesting examples



2.5) The lecturer answered questions



2.6) The content of the lectures was understandable



2.7) Lecturer 2: If you had a second lecturer, write their name below and answer questions 2.7 - 2.11. If you did not have a second lecturer, move directly to question 3.

REMZI BECER

Remzi

REMZI

Remzi Becer

REMZI

REMZI

Remzi Becer

REMZI BECER

Remzi Becer

STEVEN DUNN

Remzi Becer

REMZI

Remzi Becer

REMZI BECER

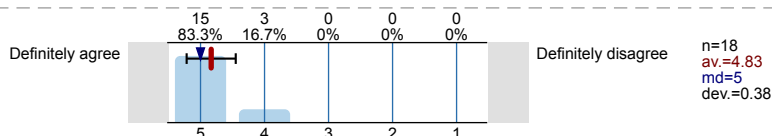
Remzi Becer

REMZI BECER

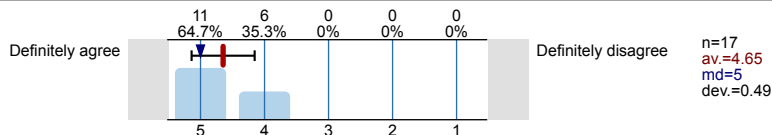
REMZI BECER

Remzi Becer

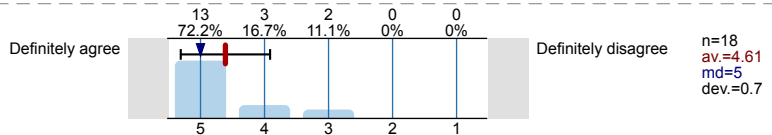
2.8) The lectures are well prepared



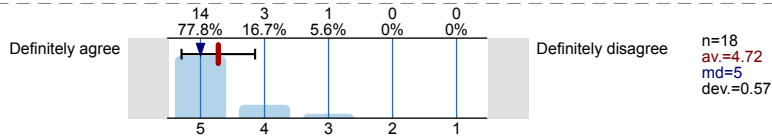
2.9) The lecturer is enthusiastic about what they are teaching



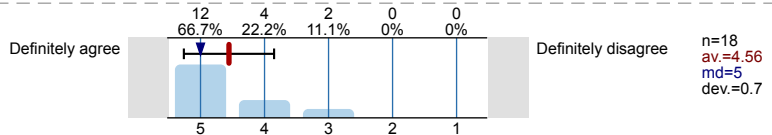
2.10) The lecturer used relevant and interesting examples



2.11) The lecturer answered questions



2.12) The content of the lectures was understandable



3. Associate students

3.1) Are you an Associate student (Study Abroad or Erasmus) spending one or two semesters with us?



3.2) Are you a student participating in the Ciência sem Fronteiras - Reino Unido programme?



4. Your comments

4.1) What are the best things about the module?

The lecturers are all passionate about what they are teaching, this made the lectures more interesting

interesting + wide ranging
very well taught

Enthusiastic lecturers.
Easy to understand.

Relevant examples

- Tips in exam

Enthusiasm!

All of the content was explained in a way that is easy to understand

Great

The range of topics

4.2) In what ways could the module be improved?

Practice questions

Perhaps a few problem solving classes

lots of mistakes of Steve Dunn's lecture slides
3 parts of module don't seem to fit together

Making sure the lecture slides are correct in terms of calculations.

More practice Q's

- more exam questions

Not putting all of the coursework deadlines together.

Amazing

Practicals

4.3) Is there anything else you would like to tell us about the module?

This module is my most enjoyable module of semester A

Fantastic

|

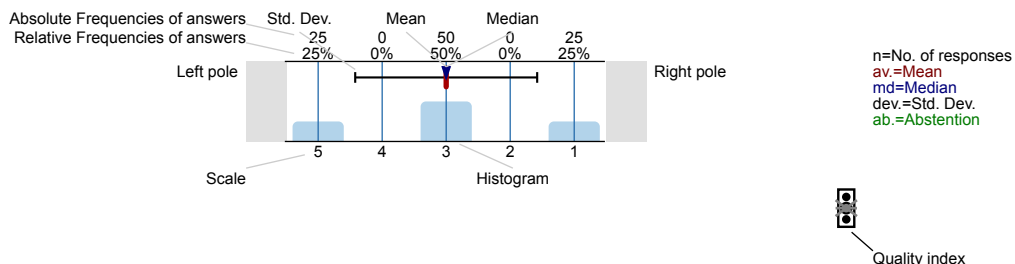
School of Engineering and Materials Science

Dynamic Models of Engineering Systems (DEN5108)
 No. of responses = 82 (37.1%)



Legend

Question text



Description of quality symbol

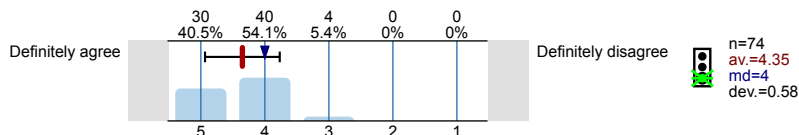
Mean value is below the quality guideline.

Mean is within the range of tolerance for the quality guideline.

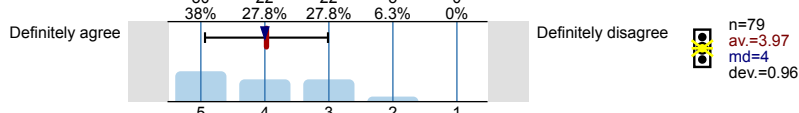
Mean value is within the quality guideline.

1. Rate this module

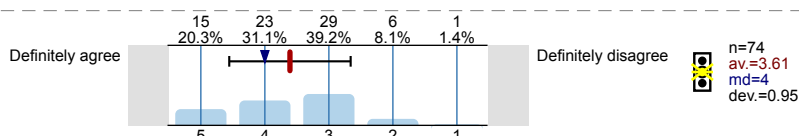
1.1) The module is well taught



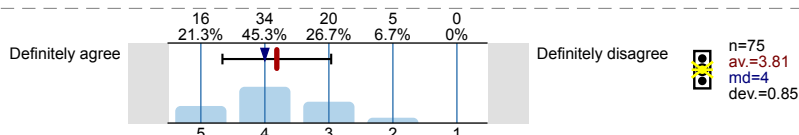
1.2) The criteria used in marking on the module have been made clear in advance



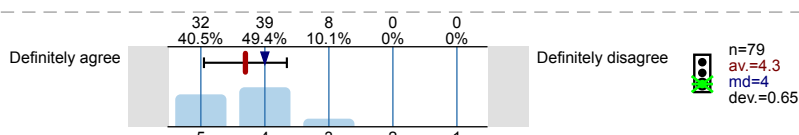
1.3) I have been given adequate feedback during the module



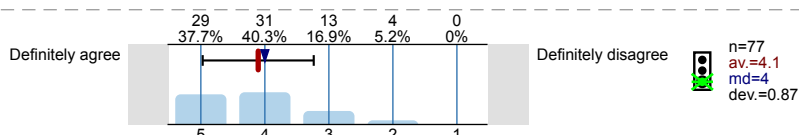
1.4) I have received sufficient advice and support with my studies on the module



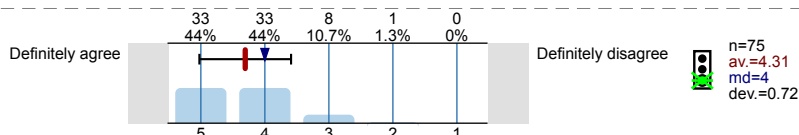
1.5) The module is well organised and runs smoothly



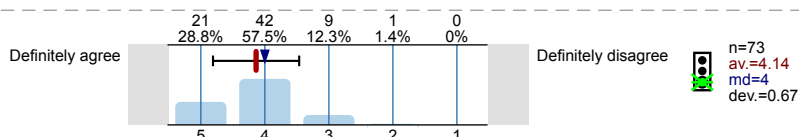
1.6) I had access to good learning resources for the module



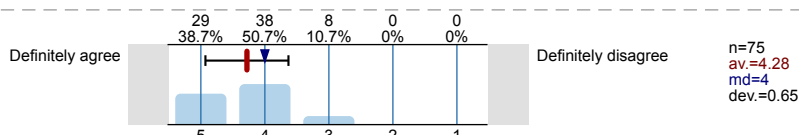
1.7) The use of QMplus has made an appropriate contribution to this module



1.8) Overall I am satisfied with the quality of the module



1.9) The module organiser(s) made good use of QMplus for the module



2. Lectures

2.1) Lecturer 1: Write the name of your lecturer here

Dr Briggs.

DR ADRIAN BRIGGS

Dr Adrian Briggs

DR. ADRIAN BRIGGS

ADrian Briggs

Briggs

Dr Adnan Briggs

ADRIAN BRIGGS

ADRIAN BRIGGS

DR ADRIAN BRIGGS

Dr Adrian Briggs

BRIGGS

Dr Adrian Briggs

Dr Adnan Briggs

Adnan Briggs

ADRIAN BRIGGS

Dr A'Drian Briggs

Dr Briggs

Adrian Briggs

Henri Huijberts

Adrian Briggs

Dr Adrian Briggs.

Adrian Briggs

Adrian Briggs

Adrian Briggs

Dr. Adrian Briggs

Adrian Briss

ADRIAN BRIGGS

ADRIAN BRIGGS

Dr Adrian Briss

Dr Adrian Briggs

Dr. Adrian Briggs

Adrian Briggs

Dr Adrian Briggs

Dr. Adrian Briggs

x BRIGGS

Adrian Briggs

Adrian Briggs

Adrian Briggs

ADRIAN BRIGGS

ADRIAN BRIGGS

Briggs

Dr. Briggs

Adrian Briggs

ADRIAN BRIGGS

Adrian Briggs

Adrian Briggs

Dr ADRIAN BRIGGS

Adrian Briss

DR. ADRIAN BRIGGS

Adrian Briggs

A. Briggs

DR Huijberts

Dr. Henry Huyberts

Dr. Henry Huyberts

DR ADRIAN BRIGGS

Adrian Briggs

Adrian Briggs

DR ADRIAN BRIGGS

ADRIAN BRIGGS

DR ADRIAN BRIGGS

ADRIAN BRIGGS

~~AD~~ Adrian Briggs

Adrian Briggs

Dr Briggs

~~HENRI~~ BRIGGS

Dr Briggs

Adrian Briggs

Dr. Adrian Briggs

Adrian

Dr Adrian

Adrian Briggs

Adrian Briggs

Adrian Briggs

ADRIAN BRIGGS

Adrian Briggs

Dr. Adrian Briggs

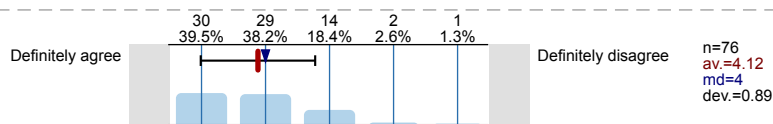
DR ADRIAN BRIGGS

DR ADRIAN BRIGGS

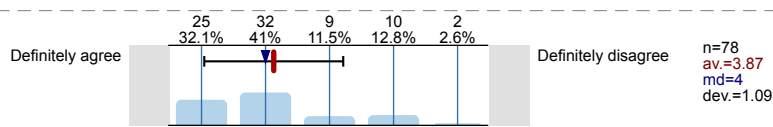
Dr Adrian Briggs

Adrian Briggs

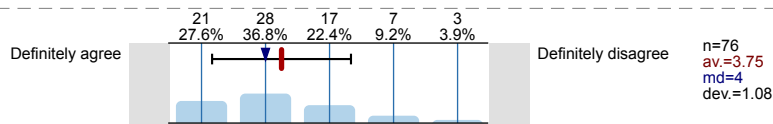
2.2) The lectures are well prepared



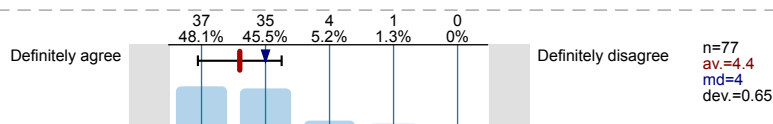
2.3) The lecturer is enthusiastic about what they are teaching



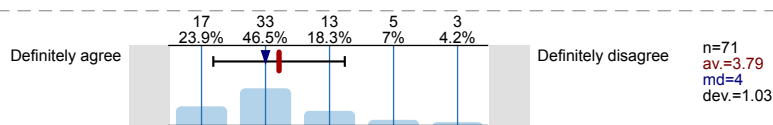
2.4) The lecturer used relevant and interesting examples



2.5) The lecturer answered questions



2.6) The content of the lectures was understandable



2.7) Lecturer 2: If you had a second lecturer, write their name below and answer questions 2.7 - 2.11. If you did not have a second lecturer, move directly to question 3.

Huberts -

DR HENRI HUIJBERTS

Henri

DR HENRI HUIJBERTS

Henry Huighberts

Huiberts

Prof Henri Huigiberts

HENRI HUIJBERTS

HENRI HUIJIBERTS

DR HENRI HUIJBERTS

DR HENDRIKUS HUIJBERTS

DR HENRY HUIJBERTS

Dr Henri Huijberts

Dr Henri Huijberts

Henri Huijberts

HENRI ~~HUIJBERTS~~ HUIJBERTS

Henry Huijberts

Dr Huijberts

Henri Huijberts

Adrian Briggs

Henri Huijberts

Hendri Huijberts

Henri Huijberts

Dr. Henri Huijberts

Henri Huijberts

Dr. Henri Huijberts

Dr Henri Huijberts

Henri Huijberts

HENRI HUIJBERTS

Henri Huijberts

Dr Henri Huijberts

Dr. Henri Huijberts

Henri Huijberts

Dr Henri ~~H~~ Huijberts

Dr. Henry Huijberts

DR HENRY HUIJBERTS

Henri Hujberts

Dr Hendrikus Huijberts

Henri Huijberts

HENRI HUIJBERTS

HENRI HUIJBERTS

~~Henri~~ Huijberts

Dr. Huijberts

Henri Hujberts

HENRI HUIJBERTS

HENRI Huijberts

Henri Huijberts

DR. HENRI Huijberts

r. Henri Huijberts

DR. HENRI HUIJBERTS

Henri Huijberts

H. Huijberts

DR Briggs

Dr. Adrian Briggs

Dr. Adrian Briggs

Henri Huijberts

Henri Huijberts

Henri Huijberts.

DR HENRI HUIJBERTS

HENRI HUIJBERTS.

Dr HENRI HUIJBERTS

HENRI Huijberts.

~~Alia~~ Henri Huijberts

Henri Huijberts

Dr Huijberts

HENRI

Dr Henri

Kenny H.

DR. Henri Huijberts

Henry Huijbert

Dr Henri

Henxi Huijberts

Henri Huijberts

Henri Huijberts

HENDRIKAS HUIJBERT

Henri Huijberts

Dr. Henri Huijberts.

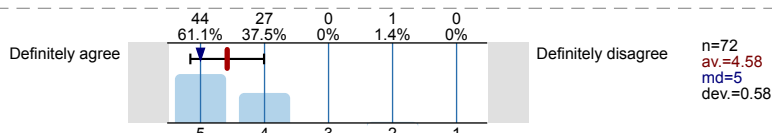
DR HENRI HUIJBERTS

DR HENRI HUIJBERTS

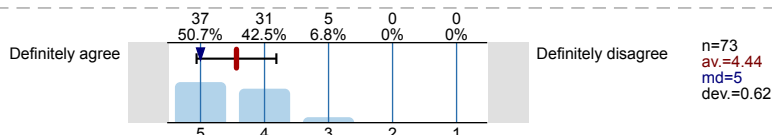
Dr Henri Huijberts

Henri Huijberts

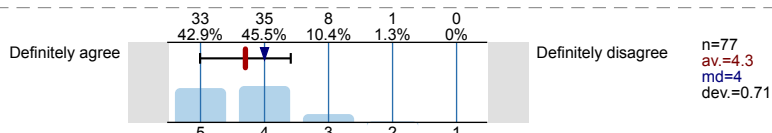
2.8) The lectures are well prepared



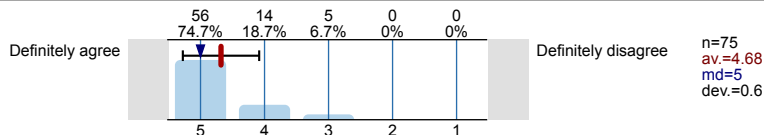
2.9) The lecturer is enthusiastic about what they are teaching



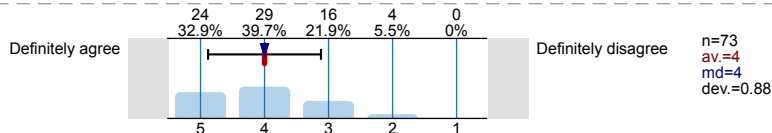
2.10) The lecturer used relevant and interesting examples



2.11) The lecturer answered questions



2.12) The content of the lectures was understandable



3. Associate students

3.1) Are you an Associate student (Study Abroad or Erasmus) spending one or two semesters with us?



3.2) Are you a student participating in the Ciência sem Fronteiras - Reino Unido programme?



4. Your comments

4.1) What are the best things about the module?

Explanation.

I really like the content, the coursework also helps us to stay up to scratch.

Lectures are well prepared & relevant examples used during lectures.

WHEN HENRI SPEAKS.

~~Dr~~ Dr Huijberts teaches very well

The lecturers

SLIDES HAVE ENOUGH INFO

Wiley+

There aren't a lot of words, that's good.

Interesting topics

Exploding Guitar example

No reports

The solutions are easy to follow when written on the projector.

Very good resources.

The examples in class

HENRI

Good

there are a lot of examples to help explain

The slides are put online before the lectures.
Example questions are very helpful to our learning.

The solution

Challenging.

The lectures are ~~are~~ well taught, and the lecturers always answer our questions.

All of it

More practical examples

Examples:

Really good PSC teacher!

Questions are challenging.

maths

~~It~~ writes notes whilst it records

- The module was well brought from start to finish with each topic being explained thoroughly.

Very interesting / enjoy maths side.

Learning about new concepts in a practical way

very well organised module.

Having frequent HW and relevant PSCs that helped ~~me~~ the information stick in
 solving examples in lectures was really good as it made it easier to understand the content

The solutions are easy to follow, even though topics were difficult

I like the interesting ~~and~~ content and how they relate to real life.

Both of the lecturers were great!

Dr. Henri's lectures -

DYNAMICS MOTION

4.2) In what ways could the module be improved?

~~too~~ go slower.

Could use more examples.

Sometimes simplify it so we can fully understand.

The first half of the teaching could have been taught at a slower pace

Have a better book to run alongside module.

More examples rather than derivations

I DON'T LIKE BRIGGS'S SLIDES. VERY INACTIVE + BORING. I DON'T KNOW WHAT HE'S TALKING ABOUT.

~~Dr~~ Dr Briggs should stop reading from the slides

Make the content easier! ☺

SPEED SLOWED DOWN WHEN USING ~~MATE~~ MANUAL PROJECTOR

use real life examples

also use real life engineering examples.

need more relatable examples to understand the application of topics.

Less homework

Show how & it can be applied in real at work

more relevance ~~to~~ and connections to real world examples
~~But~~ Because I have no idea how to apply most of vibration concepts to real life uses.

Explanation of 7. PARTIAL DIFFERENTIAL EQUATIONS, give more steps.

More time on each section.

SOLUTION OF THE PSC'S SHOULD BE UPLOADED AFTER WEEK 12, SO WE CAN CHECK THE ANSWERS.

DO PDF EXAM Q'S

Not Read

A book/PDF document of worked solutions so we can understand how to answer questions better.

zebra ways

Questions discussed in PSC ~~to~~ should be different from class examples, i.e. more difficult qns.

Have more problem-solving classes, and perhaps publish the solutions to the PSC's.

More practical examples

a lot of lectures were cancelled in the first few weeks.

Do more examples.

Do past exams during lecture.

Too hard.

- More examples and solutions to all PSC's .

more examples and solutions to all PSC's immediately

For the first lectures; don't rush.

More emphasis of what needs to be known for the exam

overall, very satisfied with the lectures material.

Provide more material to understand the basic concepts.

Teach Matlab early in the module.

Make it easier

The notation need to be revised.

Didn't like or enjoy wiley plus. would be better if the coursework was given a different way

Change Adrian Briggs.

MORE SHORTER NOTES

4.3) Is there anything else you would like to tell us about the module?

My favourite Module

Some extra help may be useful for those who don't get very high marks in DEN4108 as can sometimes feel a bit lost in DEN5108 because of it.

No MATLAB

ALL LECTURERS SHOULD TEACH LIKE HENRI.

Two of the best SEMS lecturers . . .

I really don't get any real world relevance ~~of~~ while in lectures writing down all these equations.

Please don't use MatLab for CW answers.

I LOVE IT.

Fun

No.

Nope

More practical examples

Lots of coursework - but this should help with revision for exams.

No -

More dynamics modules!

Do some magic to make
heat and wave easy

😊

I found Dr Riggs difficult to listen to.

content should be reduced.

content should be reduced,

Overall fun module.

It is hard

More in class examples would be appreciated.

wave & heat if complicatedly make it easy. 😊

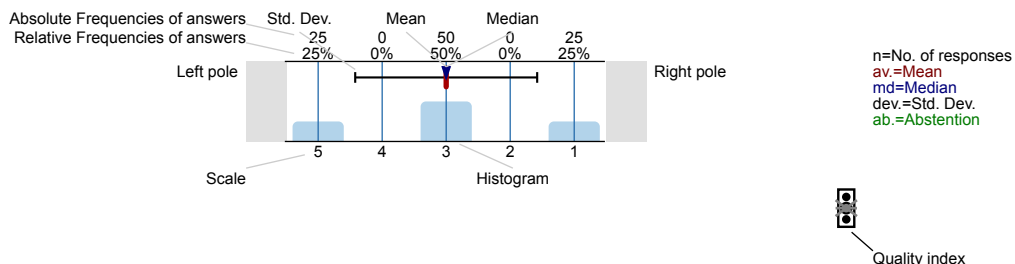
School of Engineering and Materials Science

Energy Conversion Analysis (DEN5107)
No. of responses = 52 (44.83%)



Legend

Question text



Description of quality symbol

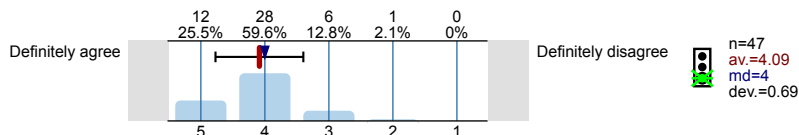
Mean value is below the quality guideline.

Mean is within the range of tolerance for the quality guideline.

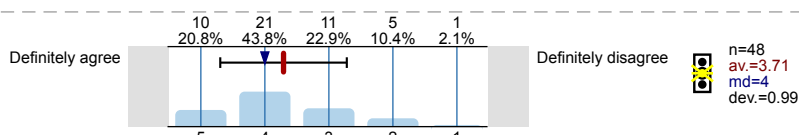
Mean value is within the quality guideline.

1. Rate this module

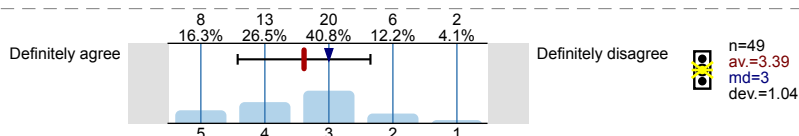
1.1) The module is well taught



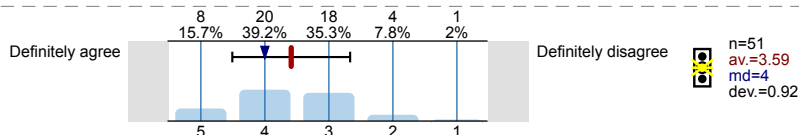
1.2) The criteria used in marking on the module have been made clear in advance



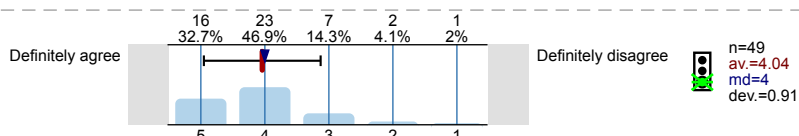
1.3) I have been given adequate feedback during the module



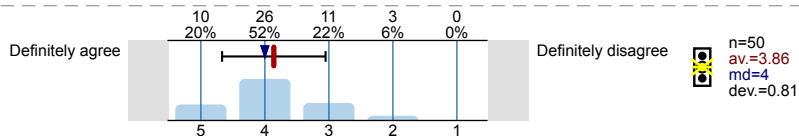
1.4) I have received sufficient advice and support with my studies on the module



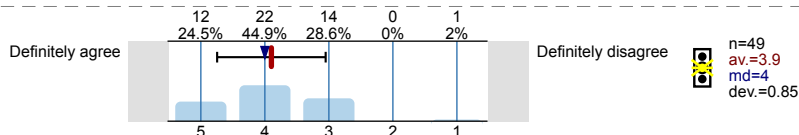
1.5) The module is well organised and runs smoothly



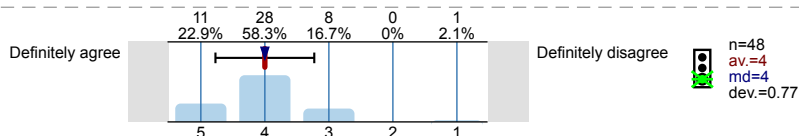
1.6) I had access to good learning resources for the module



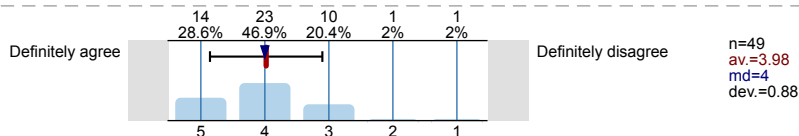
1.7) The use of QMplus has made an appropriate contribution to this module



1.8) Overall I am satisfied with the quality of the module



1.9) The module organiser(s) made good use of QMplus for the module



2. Lectures

2.1) Lecturer 1: Write the name of your lecturer here

DR HICHAM ADJALI

DR HICHAM ADJALI

DR HICHAM ADJALI

Hicham Adjali

DR. Micham Adjali

Hicham Adjali

Hicham ADJALI

Dr. Hicham Adjali

Dr Hicham Adjali

DR HICHAM ADJALI

DR HICHAM ADJALI

DR. HICHAM ADJALI

DR HICHAM ADJALI

Dr Hicham Adjali

HICHAM ADJALI

Dr Hicham Adjali

DR. HICHAM ADJALI

Dr Hicham Adjali

~~Dr Hicham~~

HICHAM ADJALI

Dr Hicham Adjali

Dr Hicham Adjali

~~Dr Hicham~~, Dr Hicham Adjali

Dr Hicham Adjali

DR. HICHAM ADJALI

DR HICHAM ADJALI

Hicham Adjali

Hicham Adjali

Dr Hicham Adjali

DR HICHAM ADJALI

Dr. Hicham Adjali

DR HICHAM ADJALI

Dr. Hicham ADJALI

DR. HICHAM ADJALI

Dr. HICHAM ADJALI

Hicham Adjali

Hicham

~~Albert Bragg~~ Dr Hicham Adjali

Dr Hicham Adjali

Hicham

Dr. HICHAM ADJALI

Hicham Adjali

Dr. Hicham Adjali

Dr Hicham Adjali

Dr HICHAM ADJALI

DR HESHAM

DR. HICHAM ADJALI

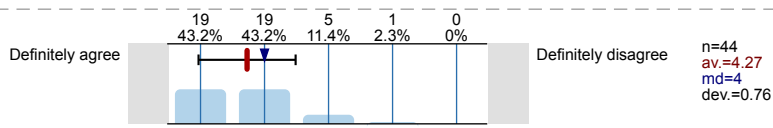
Hicham

Dr. YI SUI

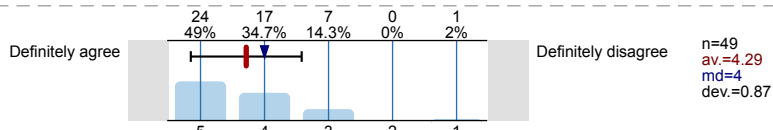
Dr. Hicham

Yi Sui

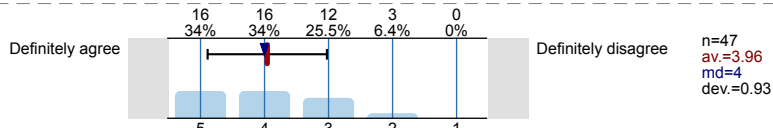
2.2) The lectures are well prepared



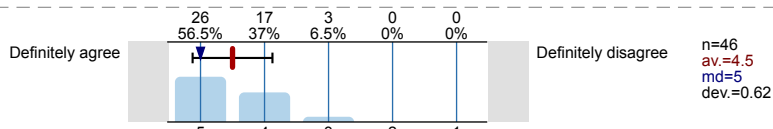
2.3) The lecturer is enthusiastic about what they are teaching



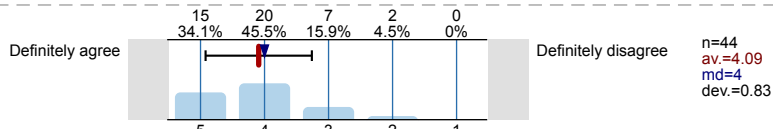
2.4) The lecturer used relevant and interesting examples



2.5) The lecturer answered questions



2.6) The content of the lectures was understandable



2.7) Lecturer 2: If you had a second lecturer, write their name below and answer questions 2.7 - 2.11. If you did not have a second lecturer, move directly to question 3.

DR YI SUI

DR YI SUI

DR YI SUI

Yi Sui

DR. Yi Sui

Yi Sui

YI SUI

Dr Yi Sui

Dr Yi Sui

DR YI SUI

DR YI SUI

DR. YI SUI

Dr YI SUI

Dr Yi sui

Yi Sui

Dr Yi Sui

DR YI SUI

Dr Yi Sui

HICHANI ADSAIT

YI SUI

Dr Yi Sui

DR YI SUI

Dr Yi Sui

Dr Yi Sui

DR YI SUI

Dr Yi Sui

Yi Sui

Yi Sui

DR LI

Dr. Yi Sui

DR YI SUI

Dr. H SUI

DR. XI SUI

Dr. YI SUI

Yi Sui

Yi

Dr ~~HE~~ SUI

Dr Yi Sui

Yi Sui

Dr. YI SUI

Yi Sui
DR YI SUI

Dr Yi Sui

DR YI SUI

DR YI SUI

DR. YI SUI

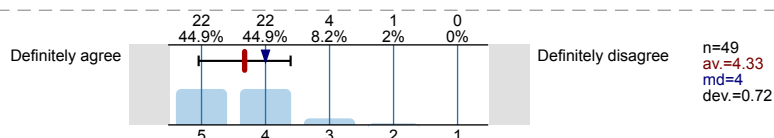
Yi Sui

Dr. Hirham Adkoli

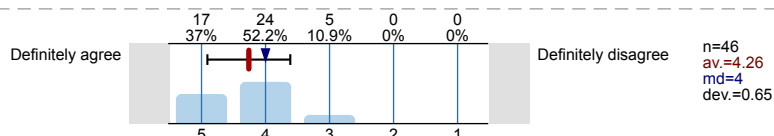
Dr. Sui

Hirham Adkoli

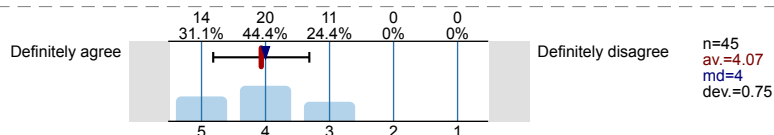
2.8) The lectures are well prepared



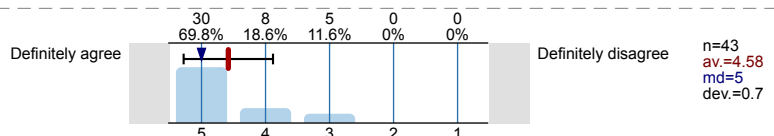
2.9) The lecturer is enthusiastic about what they are teaching



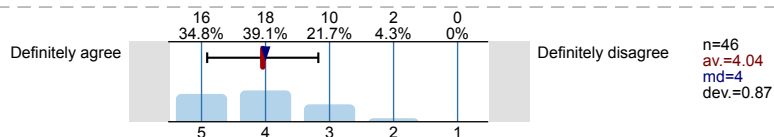
2.10) The lecturer used relevant and interesting examples



2.11) The lecturer answered questions



2.12) The content of the lectures was understandable



3. Associate students

3.1) Are you an Associate student (Study Abroad or Erasmus) spending one or two semesters with us?



3.2) Are you a student participating in the Ciência sem Fronteiras - Reino Unido programme?



4. Your comments

4.1) What are the best things about the module?

Learning, the content

- lots of examples
- all Q's answered.

Nothing

pace of ~~the~~ teaching

Content.

Dr Hicham uses very interesting examples during lectures.

* Combustion. → easy 😊

Plenty of examples

Lecturers go through examples in detail in the lecture

Examples are provided with each new topic taught so students can understand better and know how to do that topic.

Slides / Rhythm

Space

very informative & enthusiastic, & good use of examples

Good lectures & PSCs

The slides have a lot of information / Yi Sui is very enthusiastic

LECTURE EXAMPLES

Tutors

REAL LIFE RELATABLE SUBJECTS/EXAMPLES

Yi Sui!

Well prepared

The lecturers are very enthusiastic about the module and I understand everything well

The smoothness of ~~modules~~ the module and having lots of PSC questions

Well taught; do examples in lecture; aware of exam type questions

Enthusiasm of lecturers, mainly Dr Yi Sui.

Refreshing attitude.

Yi Sui!

The lecturers make good use of examples so we get practise in their presence

D.R. Yi Sui's part is interesting

All the slides are always on QM+ before the lecture, the lecturers care about the students, they always answer our questions and they are approachable.

Doing examples

Well planned, right pace, understandable content.

learning about energy.

easy, less

4.2) In what ways could the module be improved?

Change timetables so it can be spread out, give us more notice with ~~more~~ C/W

- Not change rooms
- 3 hours in a row!

More examples

Who decided to put 3 hours next to each other?
Bad idea.

Dr Hicham should teach the whole module.

Break up lectures instead of having so many consecutively (3 hours one after another)

DON'T RUSH. PLEASE 😊

Easier notes.

QUITE BORING, PLS MAKE IT INTERESTING BY USING APPLICATION DIFFERENT / NEW TEACHING STYLES.

Don't know

More info on QMPlus + provide lecture notes.

if there's a 3 hour lecture, do 1 1/2 hr, summbreak 1 hr

Distribute lessons better as 3hrs in a row on a Friday is just TORTURE!

Dr Adjali could be more motivated

PSC lecturer, it would be better if PSC were solved on the road than sitting and solving them.

It is good

MORE EXPLANATIONS ABOUT EQUATIONS

Lecture has to be twice a week not just on Friday

The working solutions of PSC should be uploaded on Qmplus so that it would be easy to check our answers.

Having more interesting lectures and practical application

Stop the long long 3hrs at one go lecture.

DR. Michem should have solutions to the questions in his notes, ~~the~~ (solutions should be in the...)

More PSC's examples, the PhD students go through more examples

Give more examples and upload more questions on gimped to practice. Upload video to make understand the course.

- more PRACTISE QUESTIONS

~~###~~ Discussion of more difficult examples in PSC.

Arrange the timetable so that we don't have a 3 hr lecture - too long!

no 3 hr lecture

4.3) Is there anything else you would like to tell us about the module?

C/w could be ~~more~~ less vague. we didn't know how long it was meant to be.

only 1 of the PSC classes ran for 2 weeks!
means the class was too crowded + it was hard

IT'S GREAT OVERALL WELL
ACHIEVED 

Rearrange timetable so no 3 hour lecture

TOO MUCH TO LEARN IN ONE DAY.

TRY TO SPECIFY THE LECTURES TO DIFFERENT DAYS.

No

No, everything's good.

USE THE FORUM STYLE OF 12th year.

NO

More recap of Year 1 thermo would be nice

No.

NO

I hope we continue to learn more in the second semester about
excess consumption conditions

Moving from Eng209 to Bancroft building

Put solutions in the notes
or in separate file

I really like this module, the lecturers make it more enjoyable.

Nope.

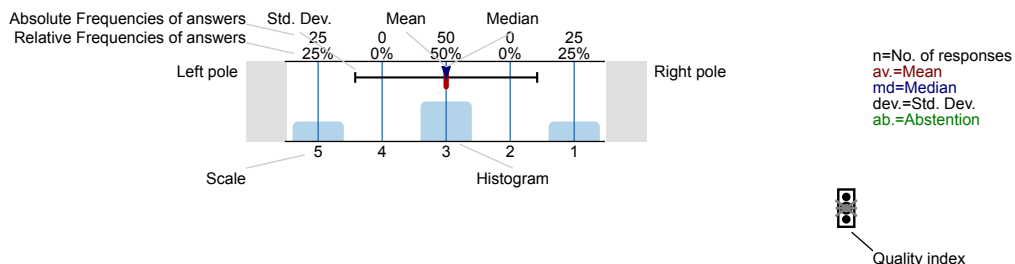
School of Engineering and Materials Science

Engineering Instrumentation (DEN5109)
No. of responses = 50 (22.22%)



Legend

Question text



Description of quality symbol

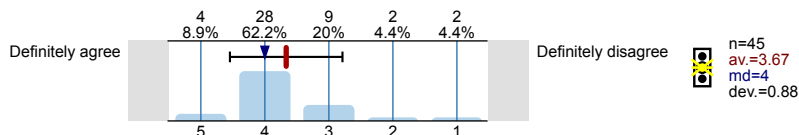
Mean value is below the quality guideline.

Mean is within the range of tolerance for the quality guideline.

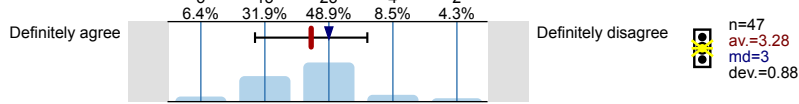
Mean value is within the quality guideline.

1. Rate this module

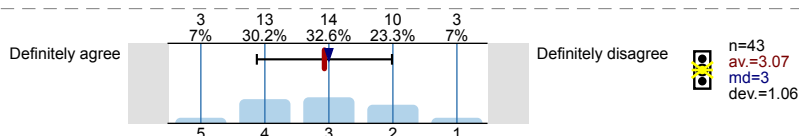
1.1) The module is well taught



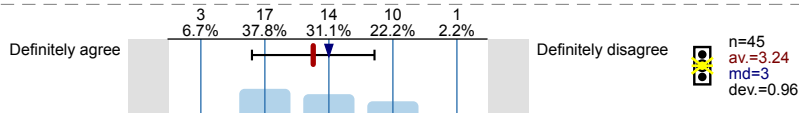
1.2) The criteria used in marking on the module have been made clear in advance



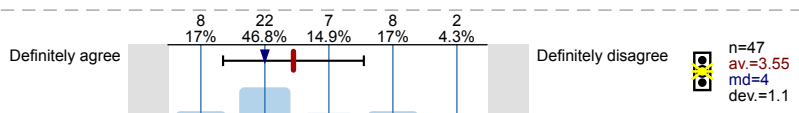
1.3) I have been given adequate feedback during the module



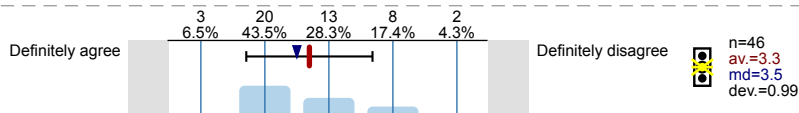
1.4) I have received sufficient advice and support with my studies on the module



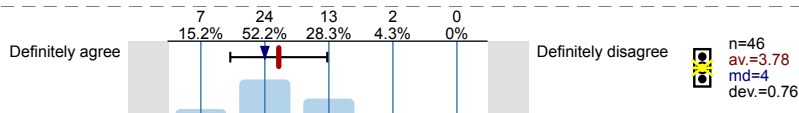
1.5) The module is well organised and runs smoothly



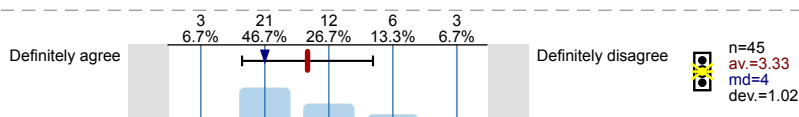
1.6) I had access to good learning resources for the module



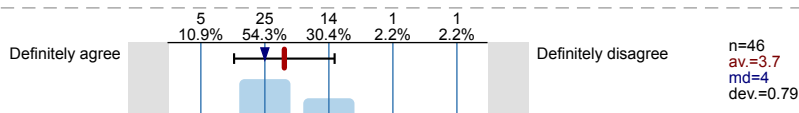
1.7) The use of QMplus has made an appropriate contribution to this module



1.8) Overall I am satisfied with the quality of the module



1.9) The module organiser(s) made good use of QMplus for the module



2. Lectures

2.1) Lecturer 1: Write the name of your lecturer here

PAVEL NOVAK

Pavel Novak

PAVEL NOVAK

Pavel Novak

Pavel Novak

PAVEL NOVAK

Fredrico Capri

PAVEL NOVAK

Dr Pavel Novak

Pavel Novak

DR PAVEL NOVAK

DR PAVEL NOVAK

Dr. Pavel Novak

Pavel Novak

PAVAL NOVAK

PAVEL NOVAK

PAVEL NOVAK

PAVEL NOVAK

PAVEL NOVAK

PAVEL NOVAK

PAVEL NOVAK

PAVEL NOVAK

PAVEL NOVAK

PAVEL NOVAK

PAVEL NOVAK .

Pavel Novak

PAVEL NOVAK

PAVEL NOVAK

Pavel Novak

PAVEL NOVAK

PAVEL NOVAK

Pavel Novak

Pavel Novak

PAVEL NOVAK

Dr Pavel Novak

PAVEL NOVAK

Dr. Pavel Novak

PAVEL NOVAK

Pavel Novak

PAVEL NOVAK

PAVEL NOVAK

PAVEL NOVAK

PAVEL NOVAK

PAVEL NOVAK

Dr. Novak

PAVEL NOVAK

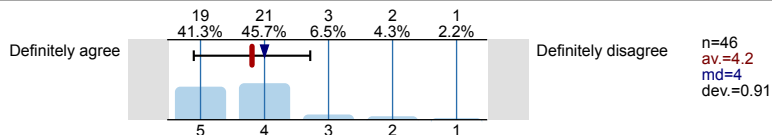
Dr. Pavel Carni

PAVEL NOVAK

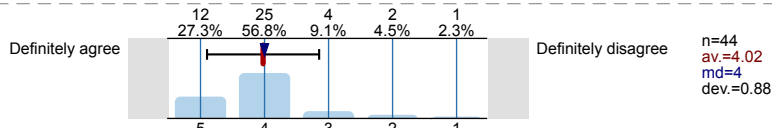
Pavel Novak

PAVEL NOVAK

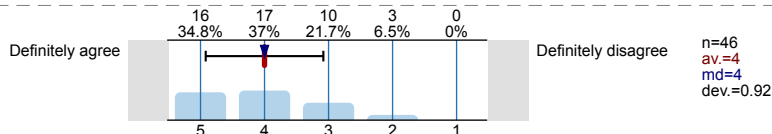
2.2) The lectures are well prepared



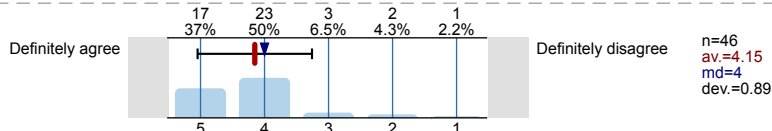
2.3) The lecturer is enthusiastic about what they are teaching



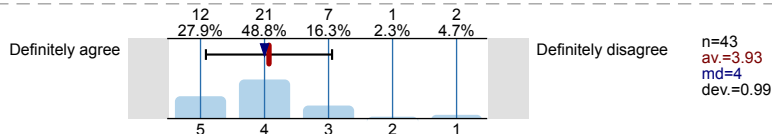
2.4) The lecturer used relevant and interesting examples



2.5) The lecturer answered questions



2.6) The content of the lectures was understandable



2.7) Lecturer 2: If you had a second lecturer, write their name below and answer questions 2.7 - 2.11. If you did not have a second lecturer, move directly to question 3.

FREDRICO CARPI

Federico Carpi

FEDERICO CARPI

Federico Carpi

Federico Carpi

FEDERICO CARPI

~~F~~ Fedralo

FEDERICO CARPI

Dr Federico Carpi

Federico Carpi

DR FEDERICO CARPI

DR FEDERICO CARPI

Dr. Federico Carpi

Federico Carpi

~~F~~ FEDERICO CARPI

FEDERICO CARPI

FEDERICO CARPI

FEDERICO CARPI

Federico carpi

FEDERICO CARPI

FEDERICO CARPI

FEDERICO CARPI

FEDERICO CARPI

~~FEDERICO~~ FEDERICO CARPI

CA FEDERICO CARPI

Federico Carpi

FEDERICO CARPI

FEDERICO CARPI

Federico Carpi

FEDERICO CARPI

FEDERICO CARPI

Federico Carpi

Federico Carpi

FEDERICO CARPI

Dr Federico Carpi

FEDERICO CARPI

Dr. Federico Carpi

FEDERICO CARPI

Federico Carpi

FEDERICO CARPI

FEDERICO CARPI

FEDERICO CARPI

FEDRÉICO CARPI

FEDERICO CARPI

Dr. Carpi

FEDERICO CARPI

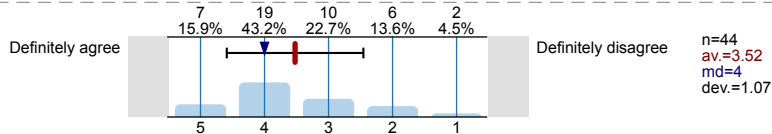
Dr F. Carpi

FEDERICO CARPI

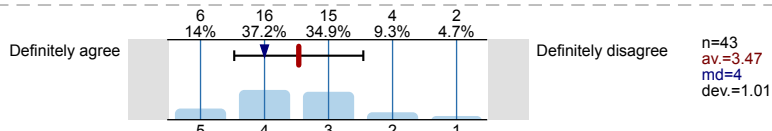
Federico Carpi

FEDERICO CARPI

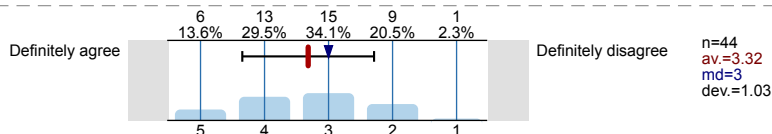
2.8) The lectures are well prepared



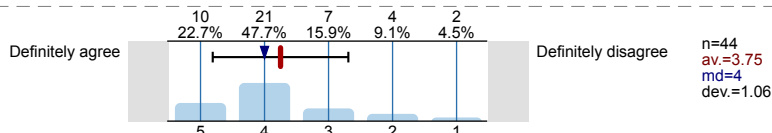
2.9) The lecturer is enthusiastic about what they are teaching



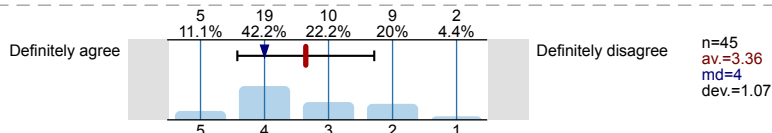
2.10) The lecturer used relevant and interesting examples



2.11) The lecturer answered questions



2.12) The content of the lectures was understandable



3. Associate students

3.1) Are you an Associate student (Study Abroad or Erasmus) spending one or two semesters with us?



3.2) Are you a student participating in the Ciência sem Fronteiras - Reino Unido programme?



4. Your comments

4.1) What are the best things about the module?

Novax's enthusiasm

PSC questions are useful

Coursework was good. (PBL)

The PSC is good

None _____

Use of blipper questions at beginning set of lectures (Pavel Novak).

Dr Novak was very enthusiastic and kept the module relevant and interesting

The lecture slides from Dr Novak are useful.

The PBL was fun, also the lectures were engaging and amazing.

ELECTRICITY

The content is easily understandable.

PBL - Very interesting and useful to get hands on experience

It is useful to understand how these practical devices work. Using breadboards in lectures was helpful (PAVEL did this).

Nothing

Simple ~~schematic~~ simplified version of the equation relevant for exercises

~~Relevant~~ Relevant real-world examples are used

Dr. NOVAK was really clear understanding subjects but some topics were relatively high difficulty in a single lecture.

Best thing is the PBL and getting the opportunity to experience what we were taught which brought me in a couple of sessions more than I learned in the whole module

Labs session improve understanding.

lectures well distributed across timetable. Good lecturers. Detailed notes on Qampus. PBL was thoroughly enjoyable!

The content is interesting

Learning about electronics.

The first lecturer made the lectures interesting and made a good use of Qampus.

The examples of circuits in real life

- It is interesting

- some topics are repeated, which helped us understand better

Well prepared and understandable notes

The fact the theory can be directly applied to a practical circuit

Interesting.

The lectures are relatively clear and well taught

Lectures were well organised and relevant examples were used.

4.2) In what ways could the module be improved?

Carpi slows down + explains topics

- Pavel Novak's lectures go too quickly
- Federico Carpi's lectures are sometimes slow.

Carpi needs to be more fun.

- use the mic in great hall

PBL is rubbish. We haven't learnt anything like circuit boards.

Change it immediately

Less use of Federico Carpi & his lecture 'slides'

↳ make him use the microphone

Less repetition of topics

More smaller pieces of coursework to allow understanding along the way,

Dr Carpi loses his audience within a few minutes. His lectures are slow paced and not enthusiastic enough or not interesting. That could change

I don't learn anything during lectures. (I don't think either lecturers are effective). If there was additional resource available, it could be a easier to study/catch up

Consistency in lecturers, as interchanging was somewhat unusual

MORE EXAMPLE WHICH SIMILAR TO COURSEWORK

make the PBL early for all students.

Boring 2nd part lecture & Need more interesting examples
pls Improve the way of teaching

~~More~~ More example question to go through in lectures?
(of the harder)

No way

Theoretical part can be explained more ~~deep~~ deeply

Bring back the lipper game we had in the beginning of the semester

~~The module~~ - Having more ~~less~~ more TBL - solving more examples in lectures as we found that TSC questions and CW are ~~very~~ not similar to ~~te~~ what we are taught in lectures, esp. Dr. Novak's. Instead of the theory bit maybe we can solve more examples

Since Dr. Carpi is teaching handling revision, it could be separated from Dr. ~~Novak~~ Novak. Did not have to run concurrently. I.E. Dr. Pavel - week 1 - week 9. Dr. Carpi - week 10 - week 12.

More problem solving during the lectures, especially for the second part (Dr. Carpi's)

More emphasis on what information needs to be known for the exam

- More use of microphones please (Carpi)

More examples

I believe the module would be much better if the first lecturer was the only lecturer, because having two lecturer covering the same material ~~is~~ very confusing.

The second lecturer spends too much time explaining things.

If more examples with solutions were given

o All ~~the~~ lecture slide as a powerpoint

- going over powerpoints & pdf's is confusing
- pdf's are harder to extract key info. from too.

Slower

The communications for this module have been abysmal. On multiple questions I emailed either a lecturer, the module organizer, or the department to ask questions that, as an associate student, I needed an answer for and never received a response, which I...

4.3) Is there anything else you would like to tell us about the module?

Please slow down.

Maybe more examples similar to coursework during the lecture.

Coursework needs to be changed. PBL is too highly percentage as it is not useful at all. Federico doesn't use the microphone

All Federico does is read his pdfs - why do I need to come in if I can just read it at home

No —

PBL coursework proves easier if a team member has electronic background - can put others at significant disadvantage
Friday 5-6pm lecture doesn't work well for concentration.

Do less theory in lecture and do more calculations and worked examples.

No.

No

The lecture on Friday is had really bad timing

Sometimes Dr. Novak goes too fast with the slides so it might be hard to keep up

Overall an interesting module.

Quite difficult.

- o Maybe lectures could co-ordinate and go over 1 topic at a time.
 - both lectures heading different topics is confusing
- ... found to be quite nice.

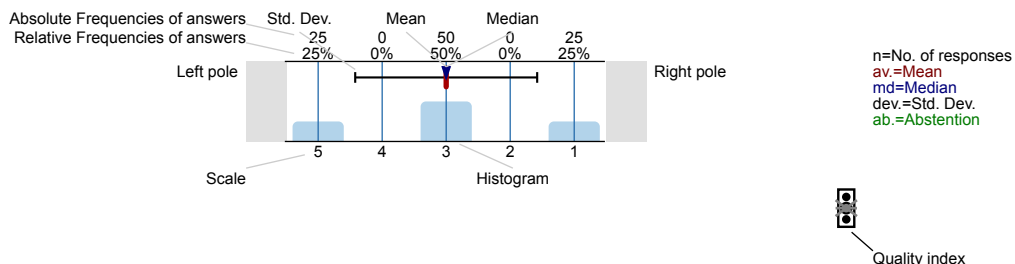
School of Engineering and Materials Science

Management of Design (DEN5100)
No. of responses = 67 (29.91%)



Legend

Question text



Description of quality symbol

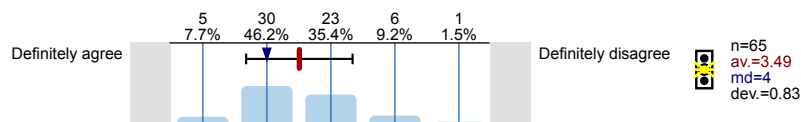
Mean value is below the quality guideline.

Mean is within the range of tolerance for the quality guideline.

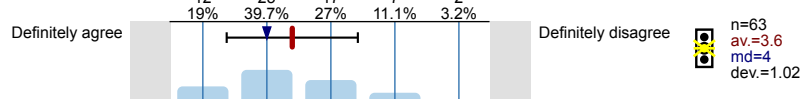
Mean value is within the quality guideline.

1. Rate this module

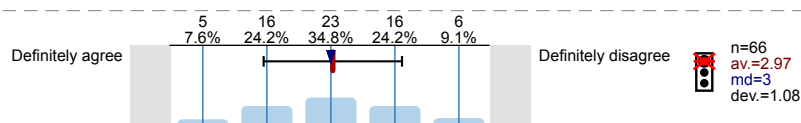
1.1) The module is well taught



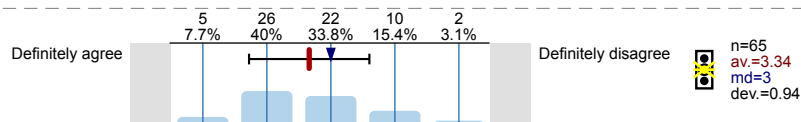
1.2) The criteria used in marking on the module have been made clear in advance



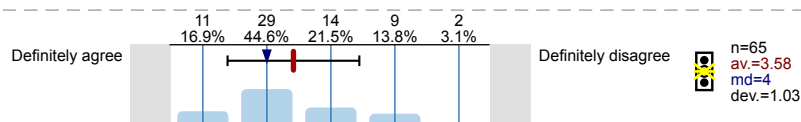
1.3) I have been given adequate feedback during the module



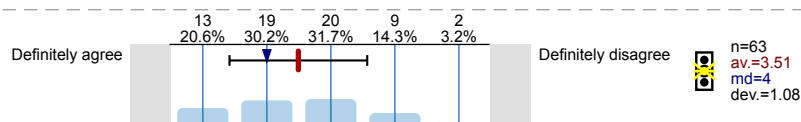
1.4) I have received sufficient advice and support with my studies on the module



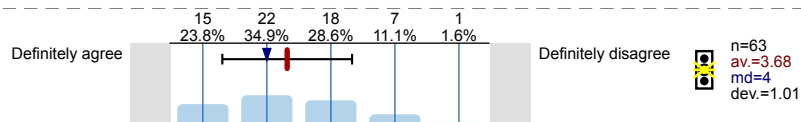
1.5) The module is well organised and runs smoothly



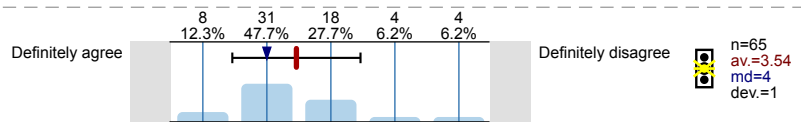
1.6) I had access to good learning resources for the module



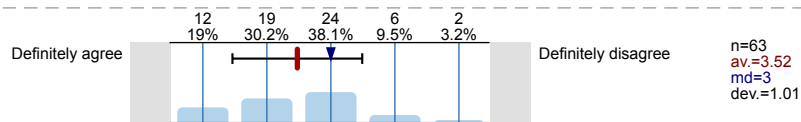
1.7) The use of QMplus has made an appropriate contribution to this module



1.8) Overall I am satisfied with the quality of the module



1.9) The module organiser(s) made good use of QMplus for the module



2. Lectures

2.1) Lecturer 1: Write the name of your lecturer here

Adam Sutcliffe

Adam Sutcliffe.

Adam

Adam Sutcliffe.

Adam Sutcliffe

Adam Sutcliffe

ADAM SUTCLIFFE

MR. ADAM SUTCLIFFE

Adam Suct

Mr ADAM Sutcliffe

ADAM SUTCLIFFE .

Adam Sutcliffe

ADAM SUTCLIFFE

Adam Sutcliff

Adam ~~S~~ Sutcliffe

ADAM SUTCLIFFE

Mr Adam Sutcliffe

MR ADAM SUTCLIFFE

Adam Sutcliff

Mr. Adam Sutcliffe

Mr. Adam Sutcliffe

Mr. Adam Sutcliffe

Adam ~~Sutcliffe~~ Sutcliffe

Adam Sutcliffe

Mr. ADAM SUTCLIFFE

SUTCLIFFE ADAM

ADAM SUTCLIFFE

Adam Sutcliffe

MR. ADAM SUTCLIFFE

Mr ADAM

MR ADAM SUTCLIFFE

ADAM Sutcliffe

Adam Sutcliffe

Mr Adam Sutcliffe

ADAM

ADAM SUTCLIFFE

MR ADAM SUTCLIFFE

Mr Adam Sutcliffe.

Adam Sutcliffe

Mr Adam Sutcliffe

Adam Sutcliffe

Mr Adam Sutcliffe.

Mr. Adam Sutcliffe

Dr. Adam Sutcliffe.

~~Mr.~~ Mr. Adam Sutcliffe

MR ADAM SUTCLIFFE

Mr Adam Sutcliffe

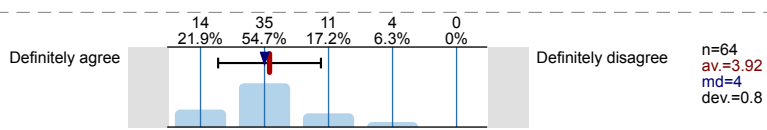
Mr Adam Sutcliffe

ADAM SUTCLIFFE

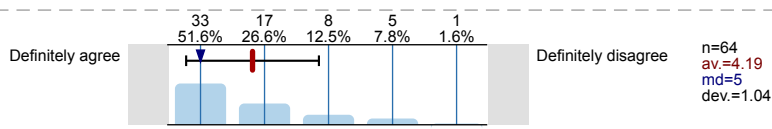
ADAM Sutcliffe

Adam Sutcliffe
 ADAM SUTCLIFFE
 Adam Sutcliffe
 Adam Sutcliffe
 Mr Adam Sutcliffe
 Mr. Adam Sutcliffe
 Adam Sutcliffe
 Adam sutcliffe
 Adam Sutcliffe
 ADAM SUTCLIFFE
 Mr. Adam Sutcliffe
 Adam Sutcliffe
 ADAM SUTCLIFFE
 Adam Sutcliffe
 Adam Sutdiff
 ADAM SUTCLIFFE
 Mr Adam Sutcliffe

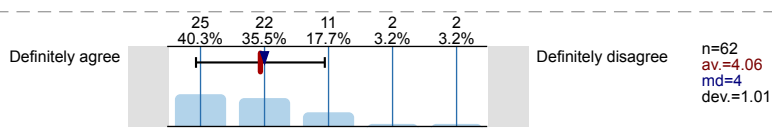
2.2) The lectures are well prepared



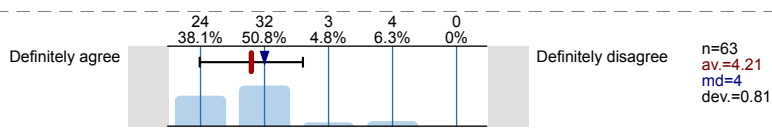
2.3) The lecturer is enthusiastic about what they are teaching



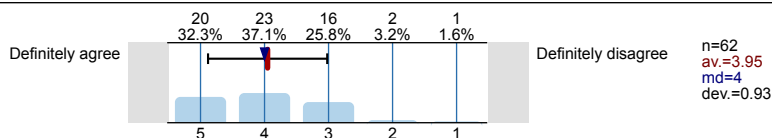
2.4) The lecturer used relevant and interesting examples



2.5) The lecturer answered questions



2.6) The content of the lectures was understandable



2.7) Lecturer 2: If you had a second lecturer, write their name below and answer questions 2.7 - 2.11. If you did not have a second lecturer, move directly to question 3.

Stuart Peters

STUART PETERS

STUART PETERS

VARIOUS

- Stuart Peters

Stuart Peters

STUART PETERS

Stuart Peters

Stuart Peters

Various

Stuart Peters

stuart Peters

Mr. STUART PETERS

Stuart Peters

MR. STUART PETERS

Stuart Peters

Stuart Peters

Stuart Peters

STUART PETERS

Stuart Peters

Stuart Peters

STUART PETERS

Stuart Peters

STUART Peters

Stuart Peters

Stuart Peters

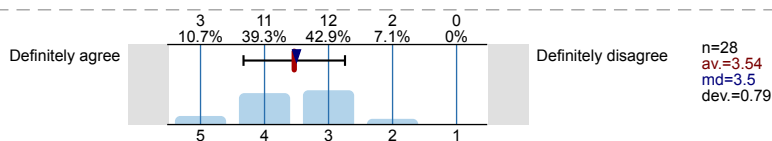
Stuart Peters

STUART PETERS

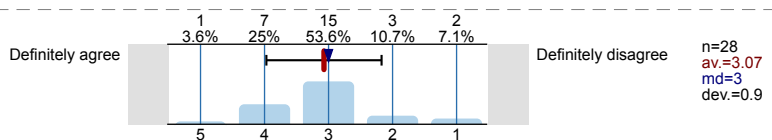
STUART PETERS

Stuart Peters

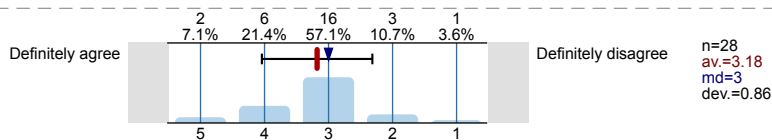
2.8) The lectures are well prepared



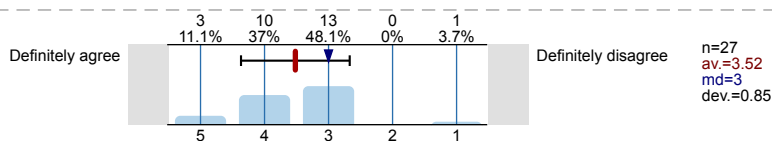
2.9) The lecturer is enthusiastic about what they are teaching



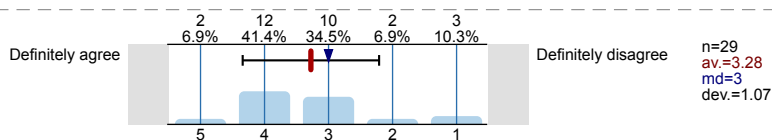
2.10) The lecturer used relevant and interesting examples



2.11) The lecturer answered questions




2.12) The content of the lectures was understandable




3. Associate students

3.1) Are you an Associate student (Study Abroad or Erasmus) spending one or two semesters with us?



3.2) Are you a student participating in the Ciência sem Fronteiras - Reino Unido programme?



4. Your comments

4.1) What are the best things about the module?

Only 1 lecture per week.

The lecture notes are easy to understand.

It's interesting because it's different to the other modules we study

CREATIVE FREEDOM

ITS A BREAK FROM TYPICAL ENGINEERING CLASSES.

Powerpoints

Group Project

Experiencing the business aspect of a starter company.

Learning about management and design.

The tone of the lectures, the real case scenarios,
the enthusiasm.

Vague relationship between engineering \Rightarrow more business management

The toy coursework

lecturer is enthusiastic

Lectures were well organised and well prepared.

~~the~~ -

The practical application of engineering and marketing / ~~business~~
business

People from the industry who come and give lectures.

the presentation

Adam Satchell

The module is geared less to exams and correct answers
its refreshing to have a more relaxed module

The lecturer is enthusiastic

Real life examples, challenging assignment

INTERESTING PROJECT ~~EVEN AS THOUGH WE SAY~~

Guest speakers

The "Toy Project" Coursework

Nothing is good about this module or the module organiser.

The Group Project as it was challenging as well as very important for student development.

The project

Industry people giving lectures that was very helpful

It had different guest lecturers. It was really informative to see their ideas. Very practical and helpful for projects.

THE COURSEWORK ARE VARIED AND INTERESTING, AND THEY PROVIDE INVALUABLE PRACTICAL EXPERIENCE.

It's very realistic and involve real life projects.

Adams weird t-shirts

The project is really interesting and enjoyable task.

Well Taught and Prepared in advance.

Made Interesting through examples.

It's only 2 hours of the week.

TEACHES ABOUT DESIGN AND MAKING MONEY

Being marked on attendance

The guests that come and give us lectures. They bring up interesting and realistic topics.

We had lectures from different people who had advice/experience to share with us.

Nothing

Nothing

The hands on work.

- Great information about "the real world", how to run businesses etc.

It's nice having a project as coursework and the lectures are interesting.

hear from different people in the industry

The module is so relevant to the business world and teaches lots of skills
 - It's so interesting

The information is interesting.

4.2) In what ways could the module be improved?

Less reading from powerpoints -
 practice examples.

The module could have more interesting topics

Guidance for exam. What is involved?

Lecture slides to be uploaded either before lecture
 or after lecture on the same day.

More descriptive Powerpoints

More calculus; engineering based, useful

The toy project deadlines and ~~and~~ organization could be improved.
 Eg for G1:23 was not available.

No comments.

of ramp 3

More practical examples

Better lecture slot.

GIVING MORE EXAMPLES ABOUT TOPIC DISCUSSED.

Distribute lectures over week

Decrease the amount of Theory involved in lectures, include more practicals like quizzes.

The lecturer should understand that reading the slides is never interesting and repeating over and over is very boring, also having too many guests lectures made it hard to understand how the exam will be sit.

Separate lectures on different days, one hour each as against one "two hour lecture".

Add more about Business studies rather than just basic stuff

It could run smoother

MAKE CLEAR WHAT WILL BE ASSESSED DURING THE EXAMS
SUGGEST RELEVANT SOURCES (BOOKS, WEBSITES, ...) THAT CAN BE USED FOR PERSONAL STUDY AND TO FURTHER UNDERSTANDING OF TOPICS COVERED.

Reply to emails before a week

The content around lectures is focused around ~~the~~ business ... its quite boring. And peer assessment for the project is unfair because even if you put in all the work other members will give you a bad % because you

~~the~~ The content of the module could be improved. The content itself is mostly relying on memorizing criteria and that by itself is demotivating.

More ^{direct} help with regards to the project.

LESS IRRELEVANT CONTENTS. REMOVE 10% MARKS OF ATTENDANCE

More guidance for the group project.

- How to do the report + if we are doing the correct thing

More guests, optional reading, articles, research

It could be clearer what we need to know for the exam.

Improving coursework

Organise the lab timings earlier.

Too much writing on powerpoints.

Open the labs for coursework

The lectures aren't always relevant for the project. I have difficulty seeing the overall purpose of the lectures as a cohesive unit. The guest lecturers were sometimes bad, and I felt like a lot of lectures I could just learn from reading the slides, and the lectures had no purpose.

more organized

The external lecturers were not always great. Some of them did not have good presentation skills. Although the material they were teaching were really great, I couldn't make the most of it because of the uninteresting way it's presented.

There ~~isn't~~ ^{isn't} ~~isn't~~ ^{isn't} things we definitely need to know
isn't specified. Writing notes is difficult.

4.3) Is there anything else you would like to tell us about the module?

the group project is very stressful.

fb

Show us examples of questions we might be asked & marking criteria for TAs.

More structure in the way module taught

Group project is bogus. Should give privilege for members.

The group project weights too much. The groups member selection, which is based on last year's result is not ^{the} GOOD way to organise.
The coursework should contribute 60% of module

I really believe that the lecturer should teach interesting things instead of what he is giving at the moment.

It takes a LOT OF TIME.

Nope.

Being given groups^{for projects} with utterly useless people isn't cool

nope.

Not really

No help for courseworks

No.

Adam speaks about himself too much

The project is too open ended. We are teaching ourselves how to do it all. It would be better with slightly more guidelines.

This module is really great in concept and can be improved so much by providing better speakers, having maybe some field visits to relevant places. The speakers were experts in their fields but their presentation skills made it hard to follow them

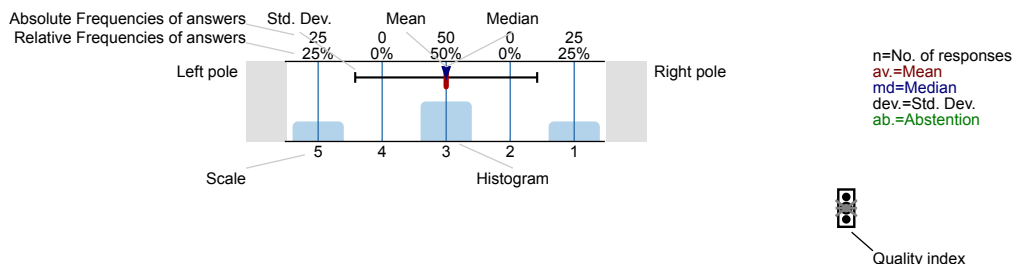
School of Engineering and Materials Science

Neuromuscular Bioelectricity and Biomechanics (DEN5302)
 No. of responses = 15 (32.61%)



Legend

Question text



Description of quality symbol

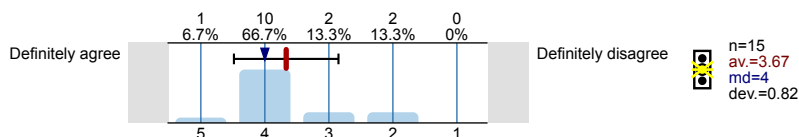
Mean value is below the quality guideline.

Mean is within the range of tolerance for the quality guideline.

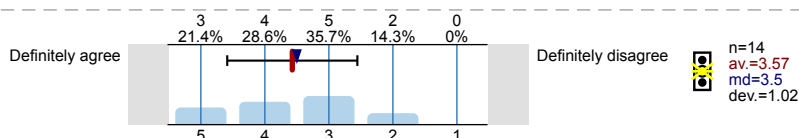
Mean value is within the quality guideline.

1. Rate this module

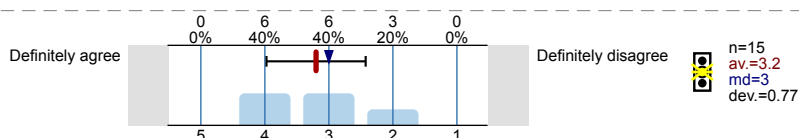
1.1) The module is well taught



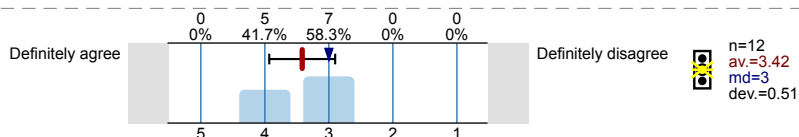
1.2) The criteria used in marking on the module have been made clear in advance



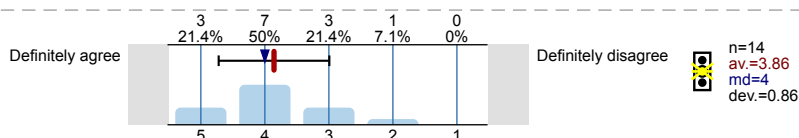
1.3) I have been given adequate feedback during the module



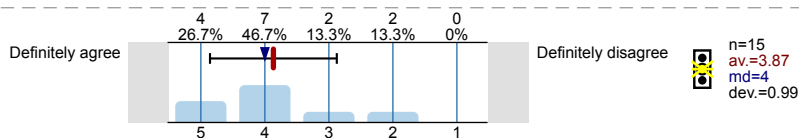
1.4) I have received sufficient advice and support with my studies on the module



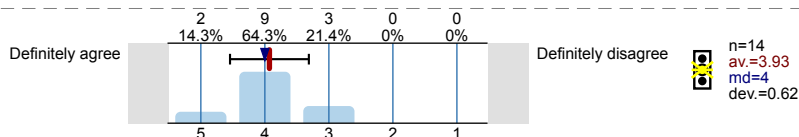
1.5) The module is well organised and runs smoothly



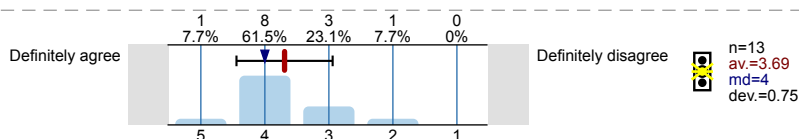
1.6) I had access to good learning resources for the module



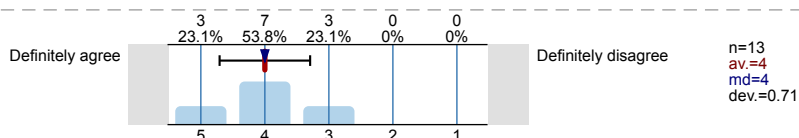
1.7) The use of QMplus has made an appropriate contribution to this module



1.8) Overall I am satisfied with the quality of the module



1.9) The module organiser(s) made good use of QMplus for the module



2. Lectures

2.1) Lecturer 1: Write the name of your lecturer here

DR.
FEDERICO CARPI

Dr Carpi

FEDERICO CARPI

DR FREDERICO CARPI

Dr. Carpi

Dr federico Carpi

Dr Aleksandra Jeffrey

Dr. Federico Carpi

Dr. Carpi

Dr F Carpi

Dr F. Carpi

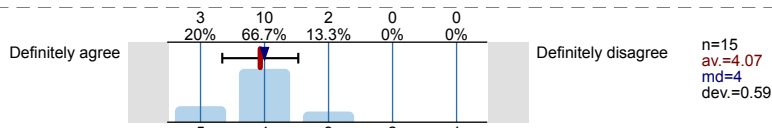
Dr. Federico Carpi

FEDERICO CARPI

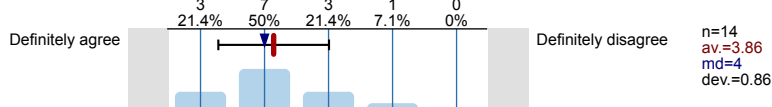
FEDERICO CARPI

Dr. Federico Carpi

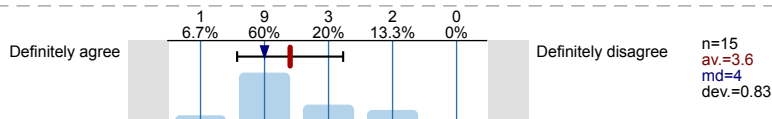
2.2) The lectures are well prepared



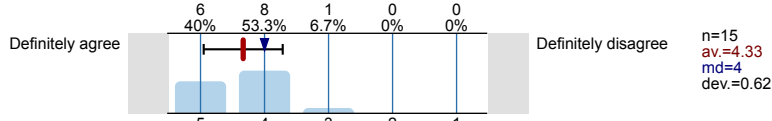
2.3) The lecturer is enthusiastic about what they are teaching



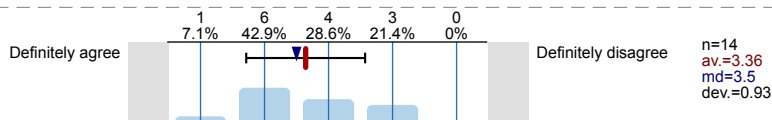
2.4) The lecturer used relevant and interesting examples



2.5) The lecturer answered questions



2.6) The content of the lectures was understandable



2.7) Lecturer 2: If you had a second lecturer, write their name below and answer questions 2.7 - 2.11. If you did not have a second lecturer, move directly to question 3.

ALEKSANDRA BIRN JEFFERY

Birn Jeffery

ALEKSANDRA

BIRN-JEFFERY

DR ALEKSANDRA BIRN-JEFFREY

Dr. Birn - Jeffery

Aleksandra Birn-Jeffery

Dr Federico Carpi

Dr. Birn Jeffery

Dr. Birn Jeffery

Dr Aleksandra Jeffery

Dr A Jeffery

Dr. A. Jeffery → Birn

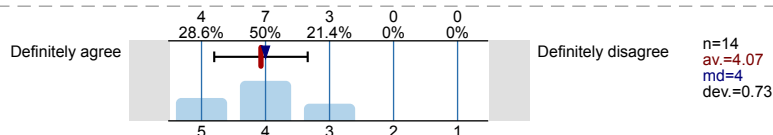
Alexandra

ALEKSANDRA JEFF. BIRN JEFFREY

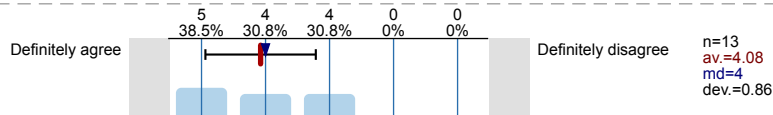
ALEXANDRA BIRN JEFFERY

Dr. A. Birn - Jeffery

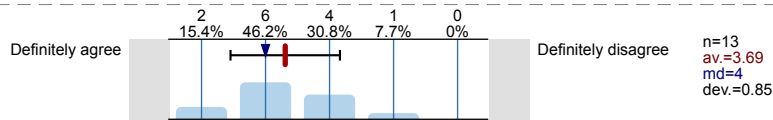
2.8) The lectures are well prepared



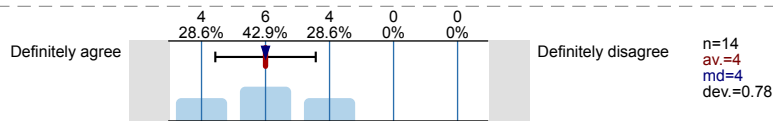
2.9) The lecturer is enthusiastic about what they are teaching



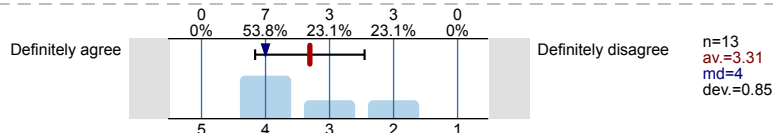
2.10) The lecturer used relevant and interesting examples



2.11) The lecturer answered questions



2.12) The content of the lectures was understandable



3. Associate students

3.1) Are you an Associate student (Study Abroad or Erasmus) spending one or two semesters with us?

Yes 0% n=12
 No 100%

3.2) Are you a student participating in the Ciência sem Fronteiras - Reino Unido programme?

Yes 0% n=12
 No 100%

4. Your comments

4.1) What are the best things about the module?

Extra reading is detailed

The medical / biology parts were interesting.

The lab experiment testing out different muscle contractions was nice and informative. Lectures are well prepared and the lecturers provided extra resources outside the lecture.

It is interesting

Dr Carpi takes time to ensure that we understand the concepts and does not rush

It's very interesting

It's interesting

There are many examples to help understand the content

Interesting topics

Learning about new concepts

Good examples were provided. Lectures were well organised.

Detailed lecture notes (extra reading material)
 ↑ summarised ↑ detailed.

4.2) In what ways could the module be improved?

more examples and information on lecture slides

More feedback through tests or short quizzes.

We could have more ~~information~~ information about what the exam is like + what sort of questions we will be asked.

The lecturers could improve their respective teaching styles. Dr Carpi could be less repetitive and slow and Dr Aleksandro could go slower.

Dr. Carpi is sometimes too slow in his lectures, explaining things ~~at~~ over and over (even though they are relatively simple) and then skips through some more difficult topics rather too fast. Dr. Birm-Jeffers had a lot of content in her lectures.
 More examples of questions that we could be asked in the exam

More explanation and help for the PBL and using Matlab, since it's the first time for most students.

For the lectures to be taught quicker

More emphasis on what needs to be known for the final exam.
 More information for the coursework.

MORE VIDEOS ON TOPICS WOULD BE USEFUL.

More videos and more examples.

4.3) Is there anything else you would like to tell us about the module?

Not using QMPlus is silly as some people miss lectures due to unforeseen circumstances and they miss out an important content.

No.

~~Not really.~~ No

No.

Overall, a well organized module.

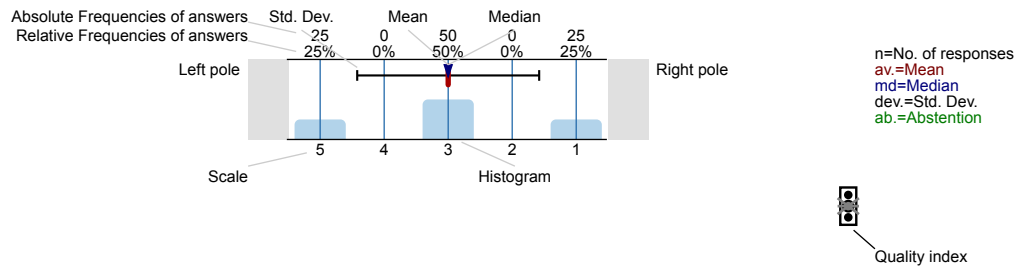
School of Engineering and Materials Science

Polymers (MAT313)
No. of responses = 18 (43.9%)



Legend

Question text



Description of quality symbol

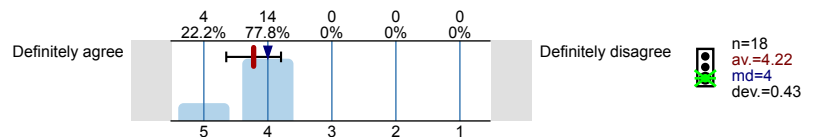
Mean value is below the quality guideline.

Mean is within the range of tolerance for the quality guideline.

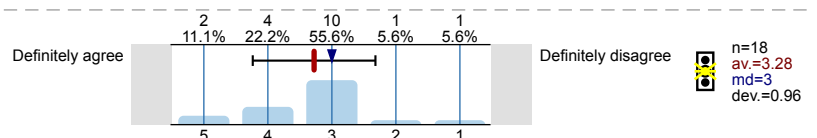
Mean value is within the quality guideline.

1. Rate this module

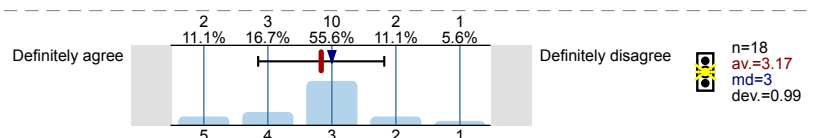
1.1) The module is well taught



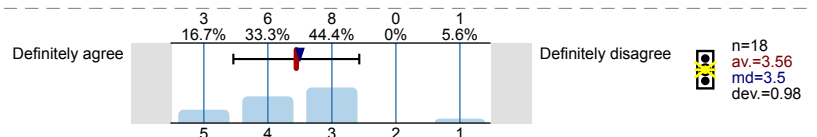
1.2) The criteria used in marking on the module have been made clear in advance



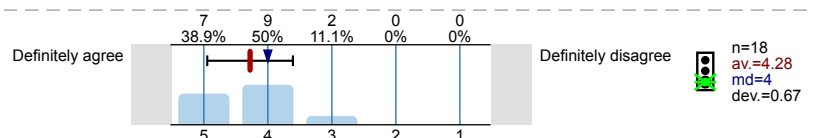
1.3) I have been given adequate feedback during the module



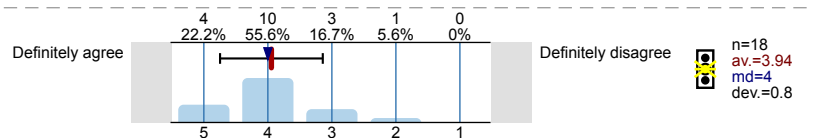
1.4) I have received sufficient advice and support with my studies on the module



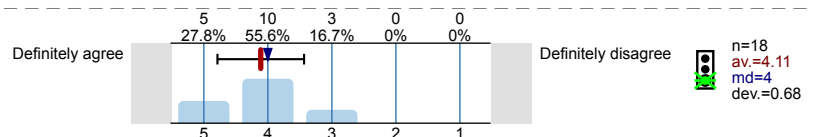
1.5) The module is well organised and runs smoothly



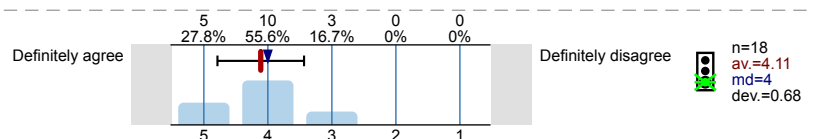
1.6) I had access to good learning resources for the module



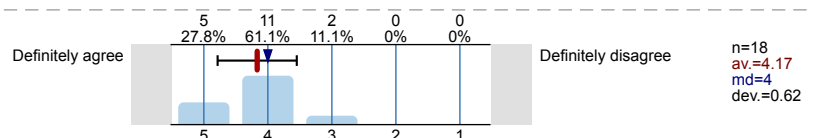
1.7) The use of QMplus has made an appropriate contribution to this module



1.8) Overall I am satisfied with the quality of the module



1.9) The module organiser(s) made good use of QMplus for the module

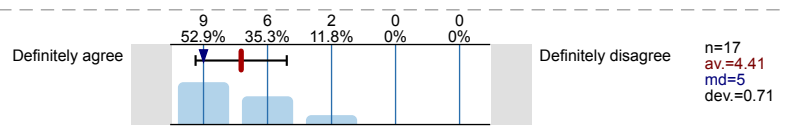


2. Lectures

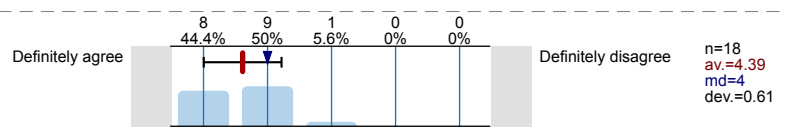
2.1) Lecturer 1: Write the name of your lecturer here

Ton Peijs
 Ton Peijs
 Ton Peijs.
 Ton Peijs
 TON PEIJS.
 TAN
 Ton Peijs
 ANTONIUS PEIJS
 ANTONIUS PEIJS
 Ton Peijs
 Ton ~~Peijs~~ Peijs
 TON PEIJS
 Ton Peijs
 TON PEIJS
 Toni Peijs.
 ANTONIUS Peijs
 TON PEIJS
 Ton Peijs.

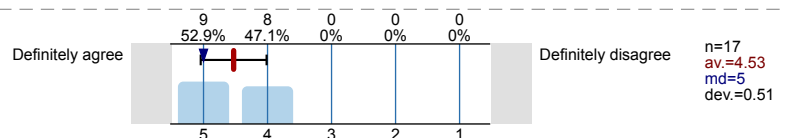
2.2) The lectures are well prepared

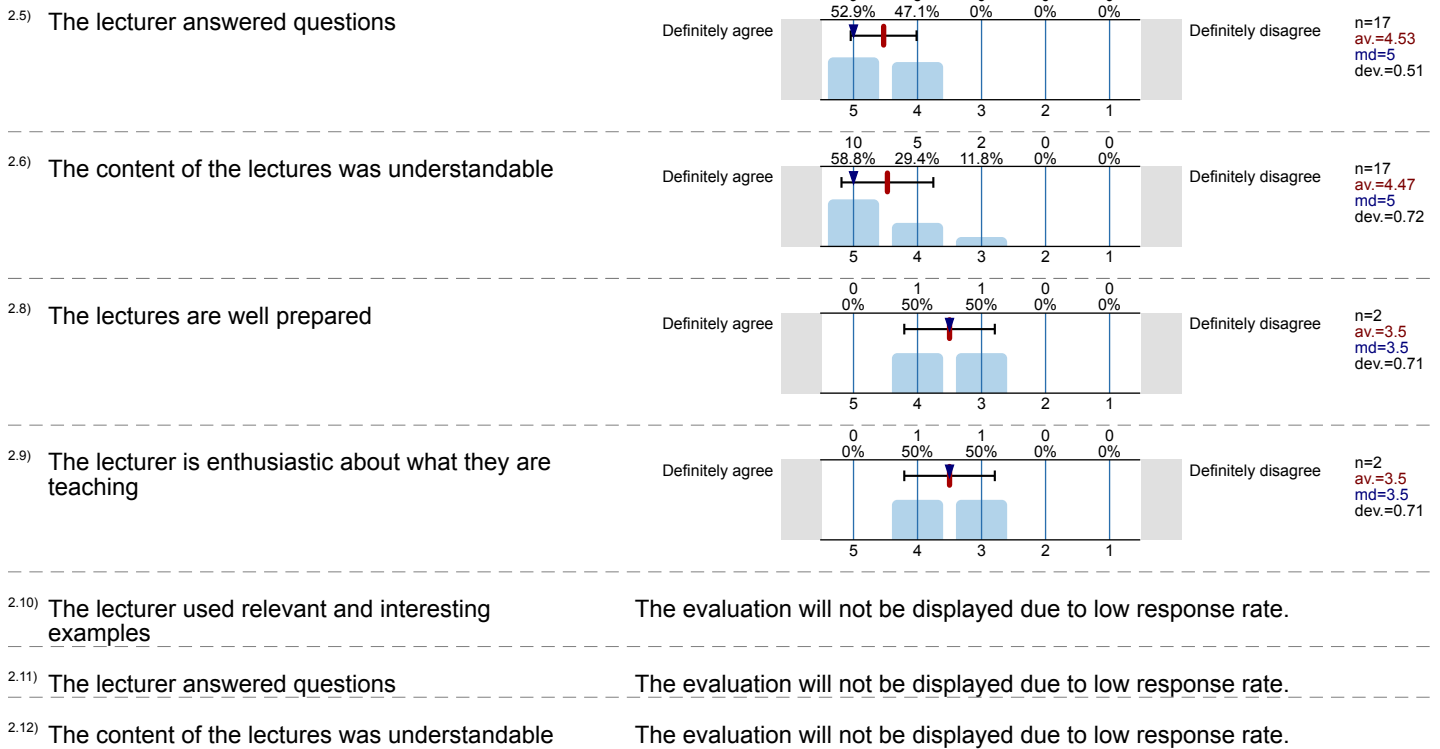


2.3) The lecturer is enthusiastic about what they are teaching

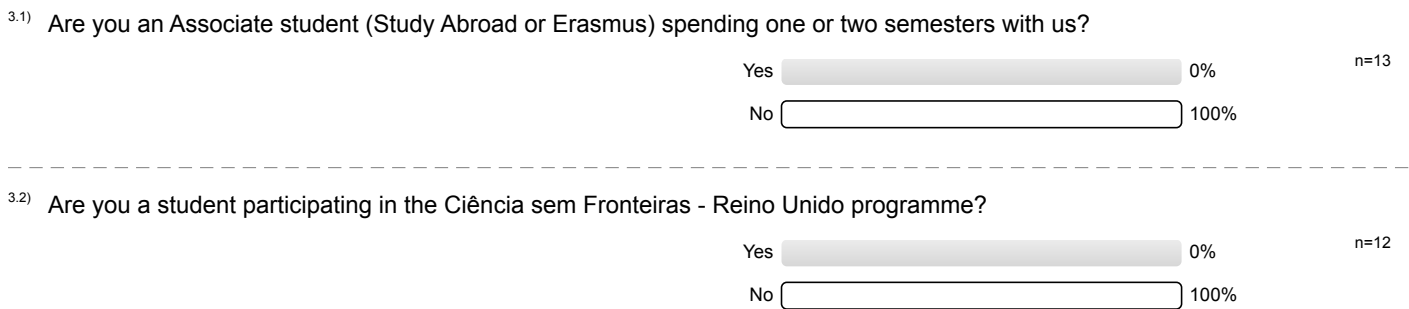


2.4) The lecturer used relevant and interesting examples





3. Associate students



4. Your comments

4.1) What are the best things about the module?

Lecturer doesn't just read off the slides

The organization of the lectures slides on QM Plus.
 All modules should be like this - i.e. most updated slides

Lecturer is very good.

The lectures are taught really well and ~~fast~~ by having all the lectures on QM Plus is handy.
 Relevant examples, interesting content.

Simplicity, videos

an enthusiastic lecturer

Easy to understand the lectures and enthusiastic lecturer.

Great lecturer, made the subject interesting with a good flow through the topics.

Good ~~&~~ reference to spaghetti

Interesting, well taught

- References to spaghetti

-

4.2) In what ways could the module be improved?

Coursework associated to check understanding throughout the course

More other resources could be added to QMPlus.

QReview needs to be updated. Good to look over lectures.

Having a coursework to help to see what sort of questions we will get in the final exam

more material?

Preparation of videos before lectures to not waste time.

Coursework?

Having a clear summary of ~~what we are~~ supposed to the points / ideas we are supposed to have gained / understood from each lecture (sometimes the info- is repeated so it can
Practice questions

coursework would help in checking understanding of module + feedback

- more past exam questions

4.3) Is there anything else you would like to tell us about the module?

Q. Review should have all the lectures.

-NO Q.M. Review for some lectures.

School of Engineering and Materials Science

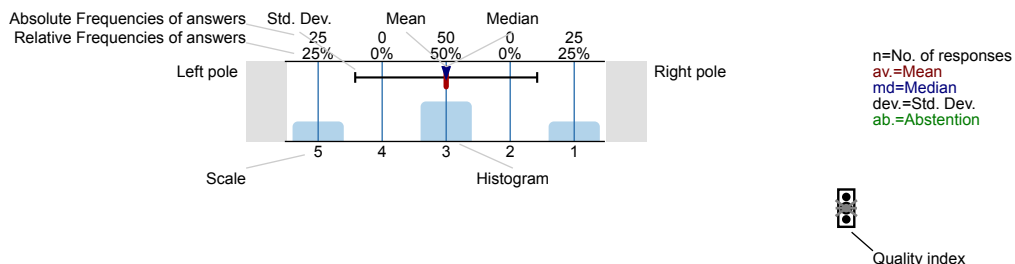
Surfaces and Interfaces in Dental Materials (MAT211)

No. of responses = 6 (54.55%)



Legend

Question text



Description of quality symbol

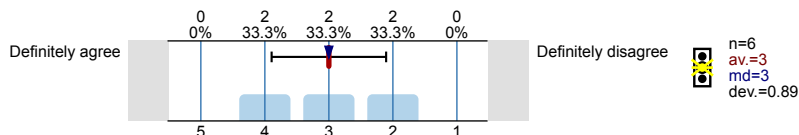
Mean value is below the quality guideline.

Mean is within the range of tolerance for the quality guideline.

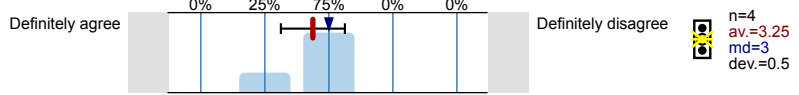
Mean value is within the quality guideline.

1. Rate this module

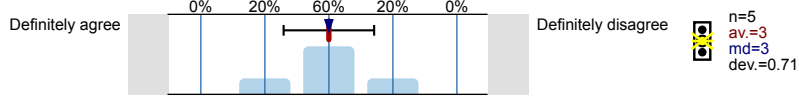
1.1) The module is well taught



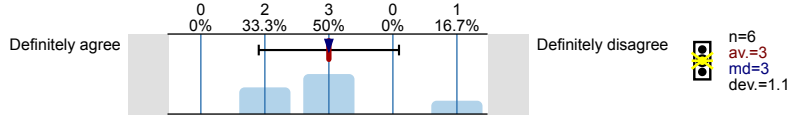
1.2) The criteria used in marking on the module have been made clear in advance



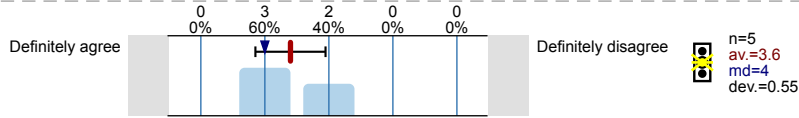
1.3) I have been given adequate feedback during the module



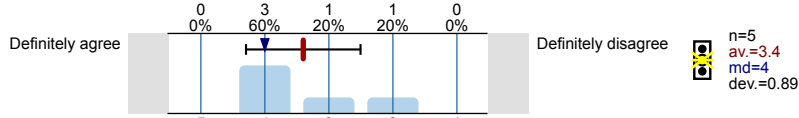
1.4) I have received sufficient advice and support with my studies on the module



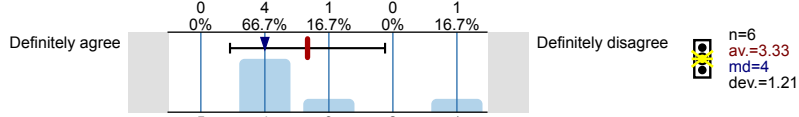
1.5) The module is well organised and runs smoothly



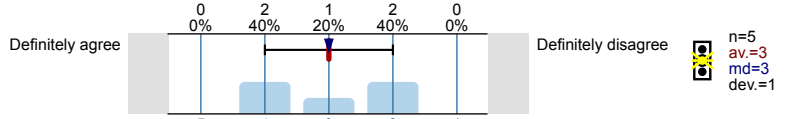
1.6) I had access to good learning resources for the module



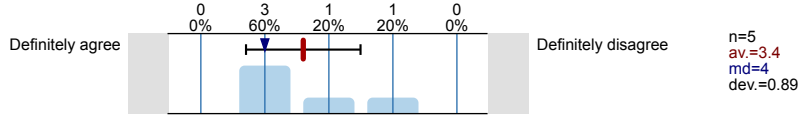
1.7) The use of QMplus has made an appropriate contribution to this module



1.8) Overall I am satisfied with the quality of the module



1.9) The module organiser(s) made good use of QMplus for the module



2. Lectures

2.1) Lecturer 1: Write the name of your lecturer here

Gleb

Gleb .

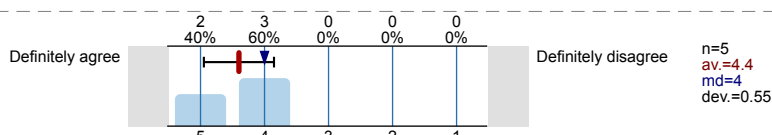
GLEB SUKHORUKOV

Gleb

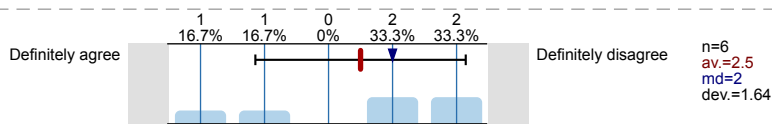
Gleb Sukhorukov

Gleb

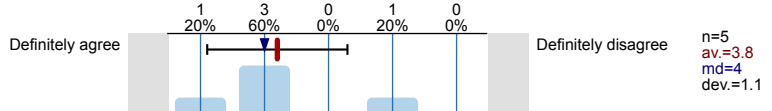
2.2) The lectures are well prepared



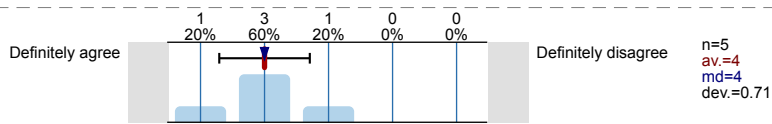
2.3) The lecturer is enthusiastic about what they are teaching



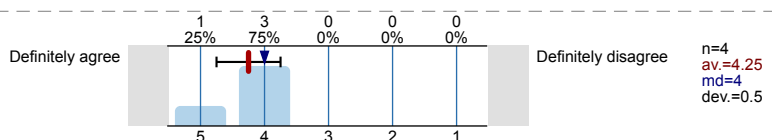
2.4) The lecturer used relevant and interesting examples



2.5) The lecturer answered questions



2.6) The content of the lectures was understandable



2.7) Lecturer 2: If you had a second lecturer, write their name below and answer questions 2.7 - 2.11. If you did not have a second lecturer, move directly to question 3.

Russell Binions

Binions

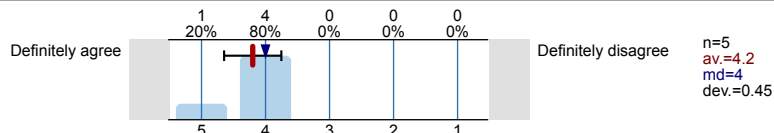
RUSSEL BINIONS

Vadgama .

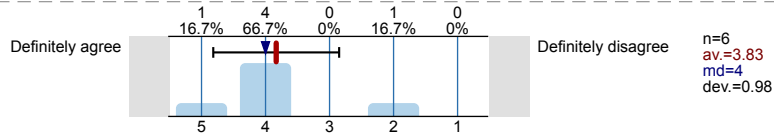
Russell Binions

Vadgama / Binions

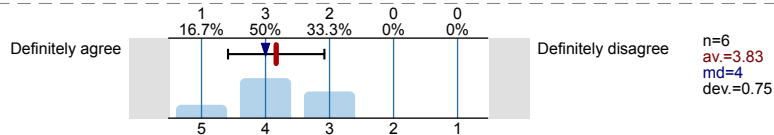
2.8) The lectures are well prepared



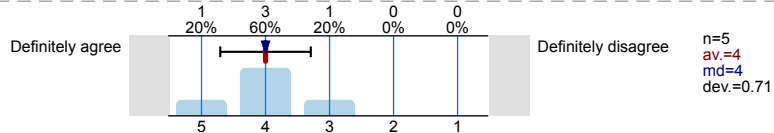
2.9) The lecturer is enthusiastic about what they are teaching



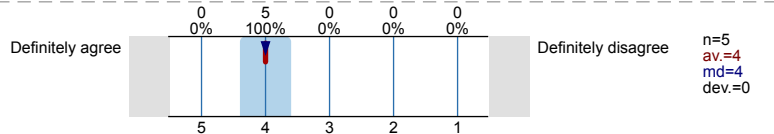
2.10) The lecturer used relevant and interesting examples



2.11) The lecturer answered questions



2.12) The content of the lectures was understandable



3. Associate students

3.1) Are you an Associate student (Study Abroad or Erasmus) spending one or two semesters with us?



3.2) Are you a student participating in the Ciência sem Fronteiras - Reino Unido programme?



4. Your comments

4.1) What are the best things about the module?

Lecture notes provided

~~labs~~ labs

4.2) In what ways could the module be improved?

Lecturer could be more interested in the subject! very monotone

lecturers be more enthusiastic

-make QMPLUS available.

School of Engineering and Materials Science

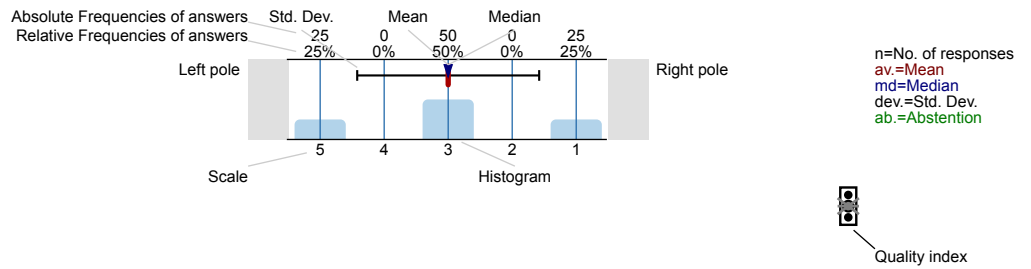
Surfaces and Interfaces in Materials (MAT210)

No. of responses = 19 (79.17%)



Legend

Question text




Description of quality symbol

Mean value is below the quality guideline.

Mean is within the range of tolerance for the quality guideline.

Mean value is within the quality guideline.

1. Rate this module

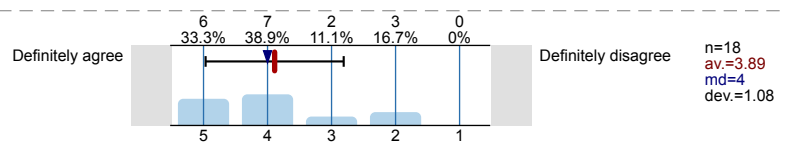


2. Lectures

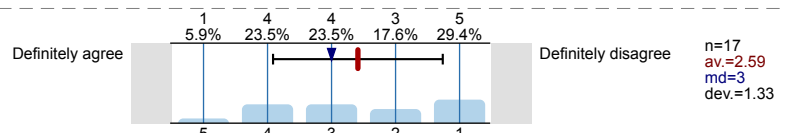
2.1) Lecturer 1: Write the name of your lecturer here

GLEB _____
 Gleb _____
 Gleb _____
 GLEB _____
 Gleb _____
 Gleb _____
 GLEB _____
 GLEB _____
 Gleb _____
 GLEBB _____
 GLEB _____
 G L E R _____
 Gleb Sukorukov _____
 Gleb Sukorukov _____
~~Розкож-Варшана~~ Glebb _____
 Glebb _____
 Glen _____
 Gleb _____
 GLEN _____

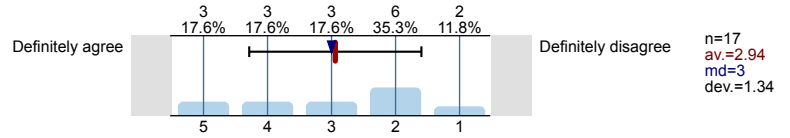
2.2) The lectures are well prepared



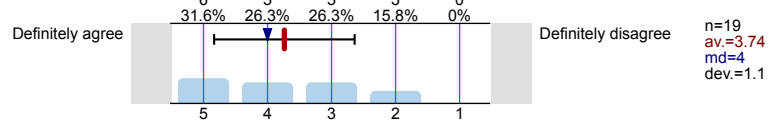
2.3) The lecturer is enthusiastic about what they are teaching



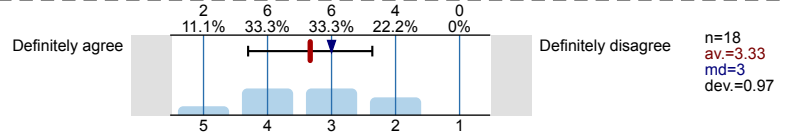
2.4) The lecturer used relevant and interesting examples



2.5) The lecturer answered questions



2.6) The content of the lectures was understandable



2.7) Lecturer 2: If you had a second lecturer, write their name below and answer questions 2.7 - 2.11. If you did not have a second lecturer, move directly to question 3.

RUSSELL

Russel Binion

Russell Binion

RUSSELL BINIONS

RUSSELL Binions

Russel

RUSSELL BINIONS

Russell Binions

Russell Binions

RUSSELL BINIONS

Russel

RUSSELL

Russel Binions

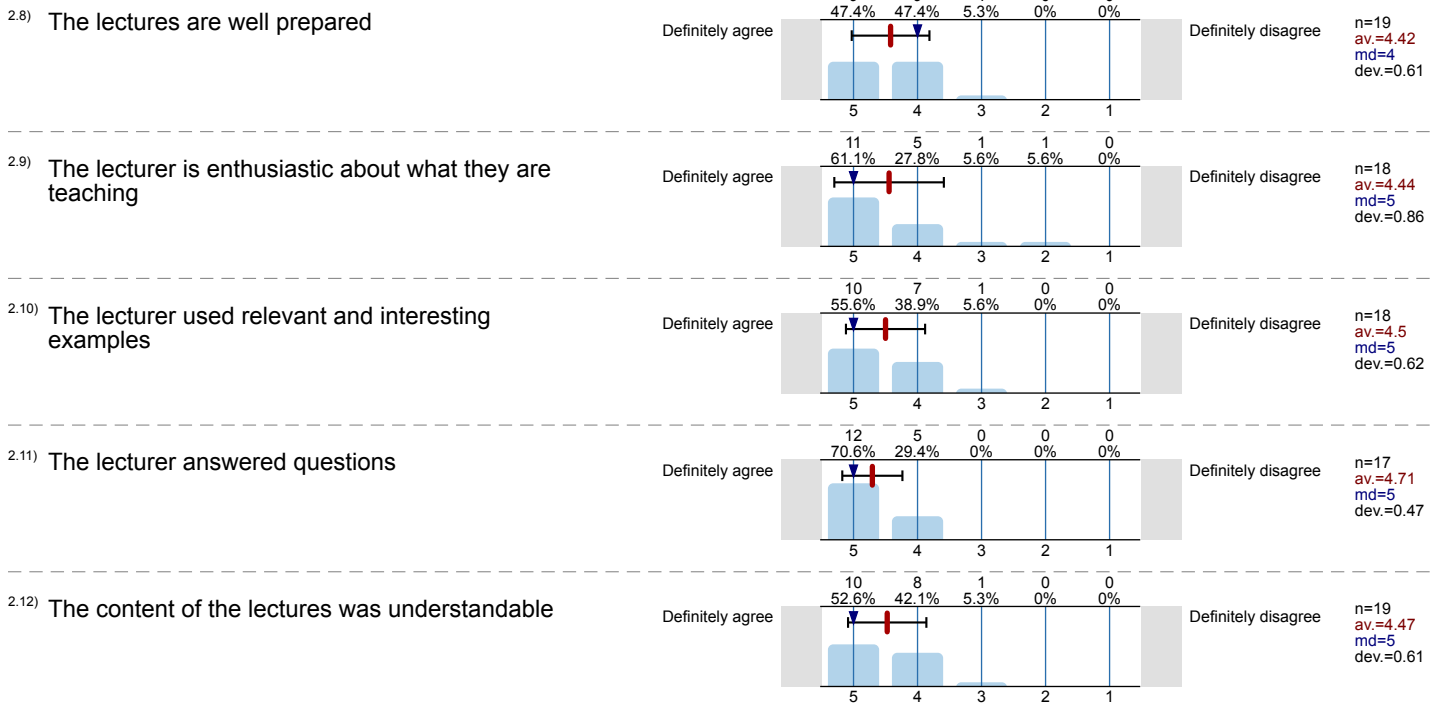
Russell Binions

Dankai Vadgama

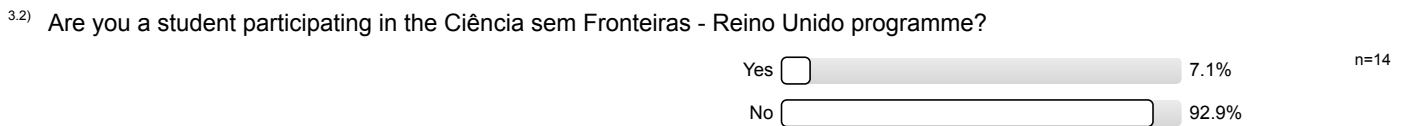
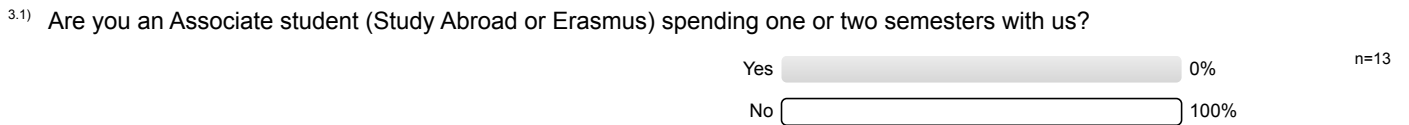
Russell

Dr. Russell Binions

Russell



3. Associate students



4. Your comments

4.1) What are the best things about the module?

SOME INTERESTING CONTENT

Lectures from Russell is better.

Lecture by Russell,

content in lectures are well prepared.

Russel Binions + Indian dude

Russell and Parkay were very enthusiastic about what they were teaching

Russell's lectures are well taught!

RUSSELL BINIONS SECTION WAS WELL TAUGHT AND EXPLAINED HOWEVER GLEB READ OFF SLIDES AND

The simplicity

- Diversity in fields on surfaces and interfaces
- lecturers were enthusiastic.

Everything

The subject is interesting and the module gives a good overview about basic theory and practical methods and applications of the theory.

4.2) In what ways could the module be improved?

The 3 parts of the module don't seem to relate to each other at all

The bio-materials seems tacked on + not relevant
Lecturer needs to answer questions and give some CWK to ~~improve~~
make sure that we understand the content.

Gleb was not enthusiastic about teaching course,
if he was more interesting, I would be more motivated to listen in lectures

~~Gleb~~
Gleb could try to be more enthusiastic and not read the power point

Gleb only reads off the slides and is not very enthusiastic making his bit monotonous

Gleb could be a bit more enthusiastic and engaging

GLEB COULD TRY TO NOT READ WORD FOR WORD FROM SLIDES!!!

More enthusiasm (Gleb)

Posting clear versions of the slides on PowerPoint.

everything is fine

I always appreciate a summary of what I will be taught in the module. Since it is a broad module, with 3 different lecturers, this kind of summary would be helpful.

~~on ~~the~~ ~~split~~~~ Split materials scientists from dental & medical materials for their parts

4.3) Is there anything else you would like to tell us about the module?

more useful, he is an engaging, interactive and good leader for the module.

N/A

No

I didn't enjoy the Biology lectures from the third lecturer.

Nothing