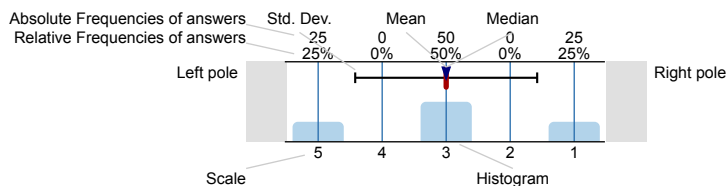


Legend

Question text



n=No. of responses
av.=Mean
md=Median
dev.=Std. Dev.
ab.=Abstention



Quality index

Description of quality symbol



Mean value is below the quality guideline.



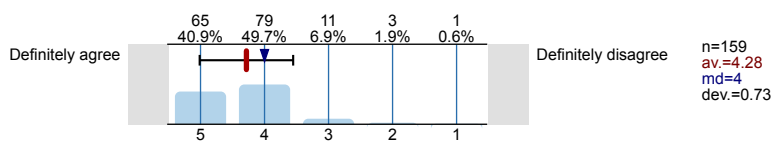
Mean is within the range of tolerance for the quality guideline.



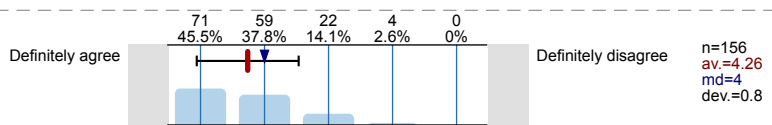
Mean value is within the quality guideline.

1. Rate this module

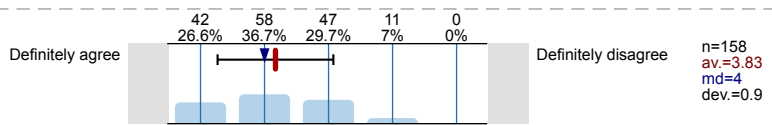
1.1) The module is well taught



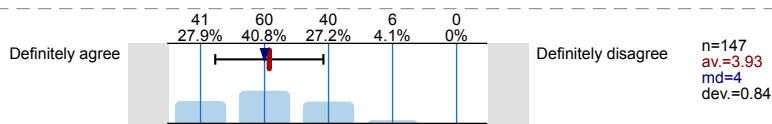
1.2) The criteria used in marking on the module have been made clear in advance



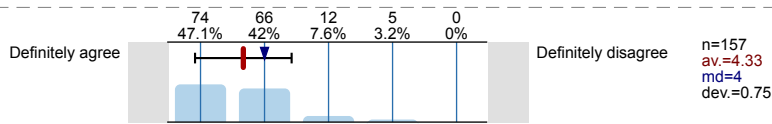
1.3) I have been given adequate feedback during the module



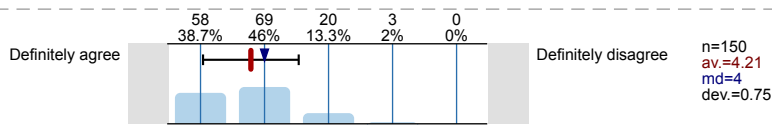
1.4) I have received sufficient advice and support with my studies on the module



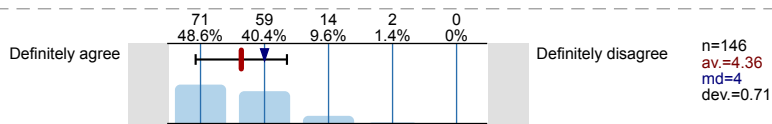
1.5) The module is well organised and runs smoothly



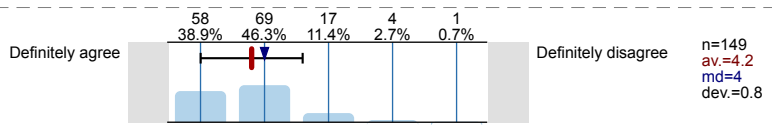
1.6) I had access to good learning resources for the module



1.7) The use of QMplus has made an appropriate contribution to this module

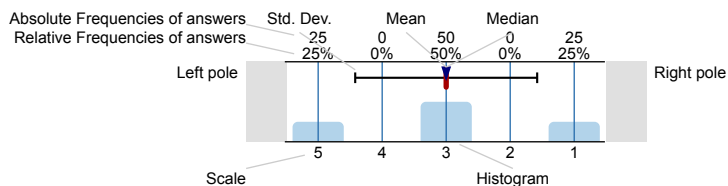


1.8) Overall I am satisfied with the quality of the module



Legend

Question text



n=No. of responses
av.=Mean
md=Median
dev.=Std. Dev.
ab.=Abstention



Quality index

Description of quality symbol



Mean value is below the quality guideline.



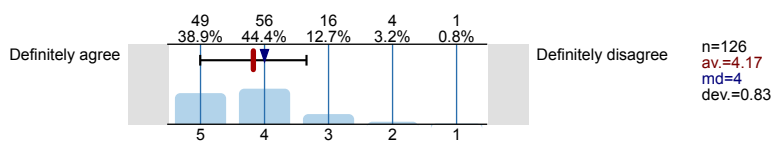
Mean is within the range of tolerance for the quality guideline.



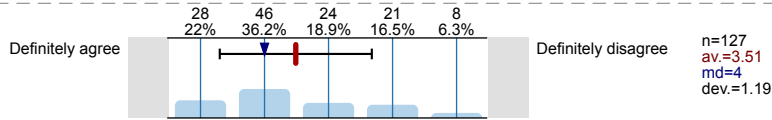
Mean value is within the quality guideline.

1. Rate this module

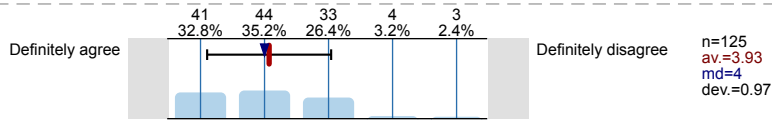
1.1) The module is well taught



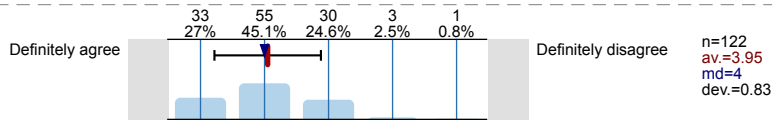
1.2) The criteria used in marking on the module have been made clear in advance



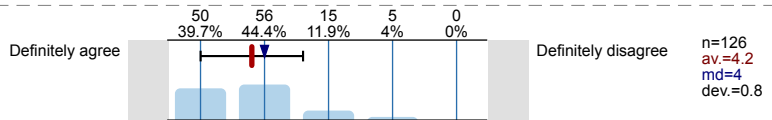
1.3) I have been given adequate feedback during the module



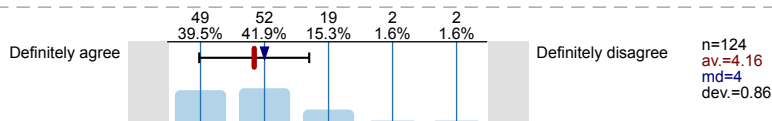
1.4) I have received sufficient advice and support with my studies on the module



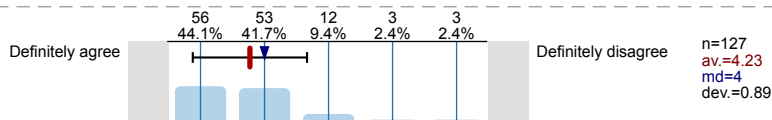
1.5) The module is well organised and runs smoothly



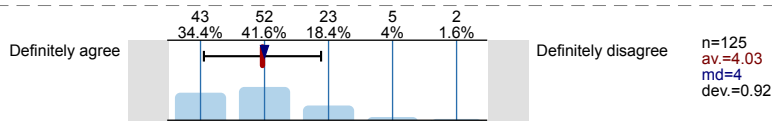
1.6) I had access to good learning resources for the module



1.7) The use of QMplus has made an appropriate contribution to this module

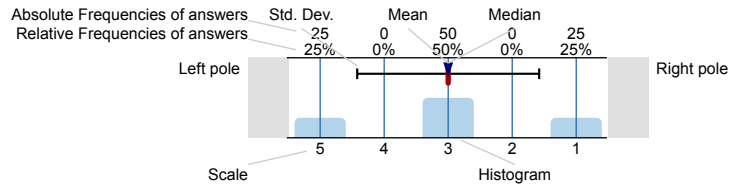


1.8) Overall I am satisfied with the quality of the module



Legend

Question text



n=No. of responses
av.=Mean
md=Median
dev.=Std. Dev.
ab.=Abstention



Quality index

Description of quality symbol



Mean value is below the quality guideline.



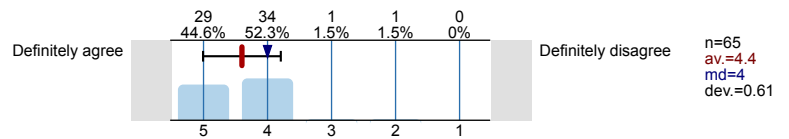
Mean is within the range of tolerance for the quality guideline.



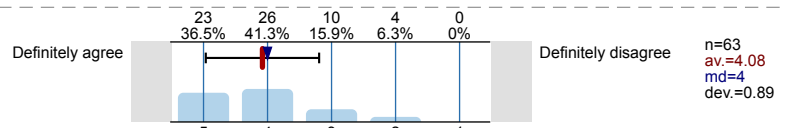
Mean value is within the quality guideline.

1. Rate this module

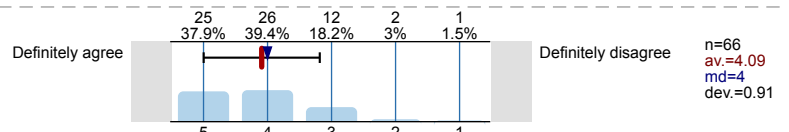
1.1) The module is well taught



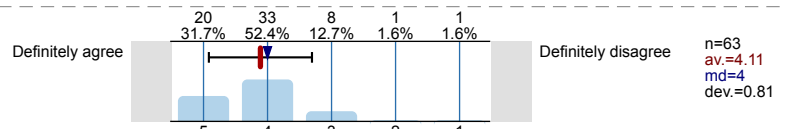
1.2) The criteria used in marking on the module have been made clear in advance



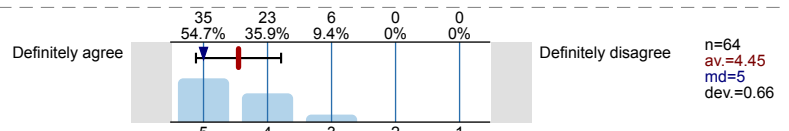
1.3) I have been given adequate feedback during the module



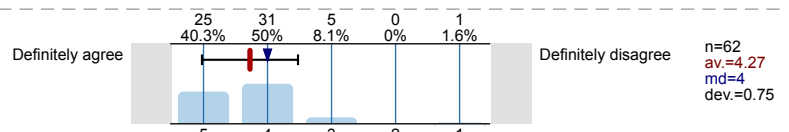
1.4) I have received sufficient advice and support with my studies on the module



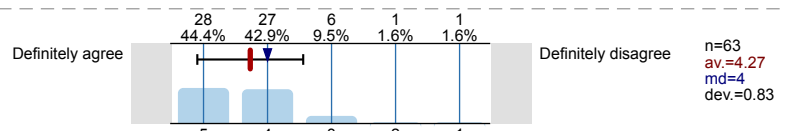
1.5) The module is well organised and runs smoothly



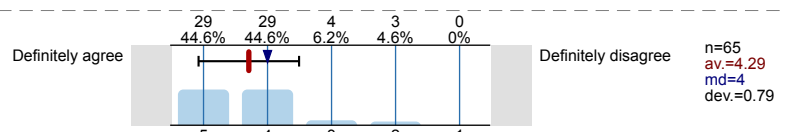
1.6) I had access to good learning resources for the module



1.7) The use of QMplus has made an appropriate contribution to this module

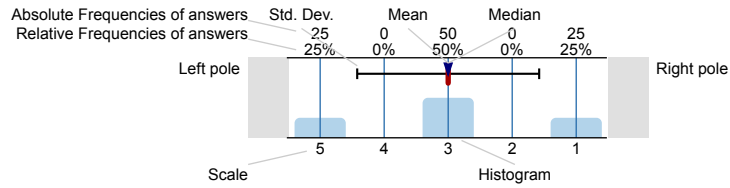


1.8) Overall I am satisfied with the quality of the module



Legend

Question text



n=No. of responses
av.=Mean
md=Median
dev.=Std. Dev.
ab.=Abstention



Quality index

Description of quality symbol

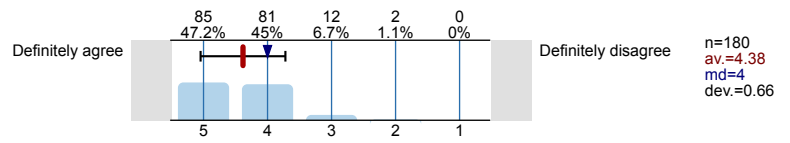
Mean value is below the quality guideline.

Mean is within the range of tolerance for the quality guideline.

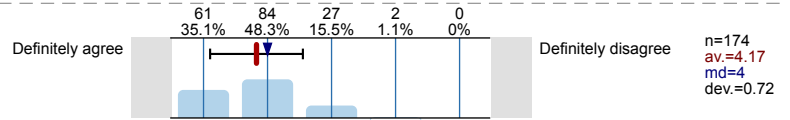
Mean value is within the quality guideline.

1. Rate this module

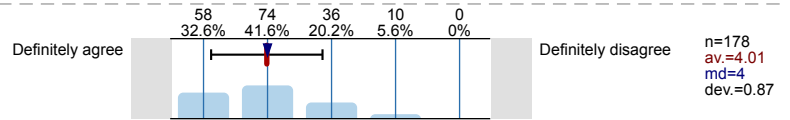
1.1) The module is well taught



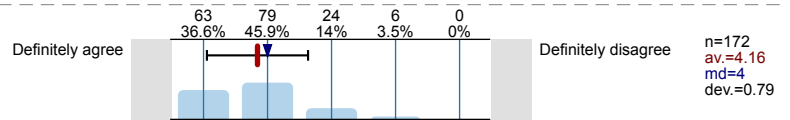
1.2) The criteria used in marking on the module have been made clear in advance




1.3) I have been given adequate feedback during the module



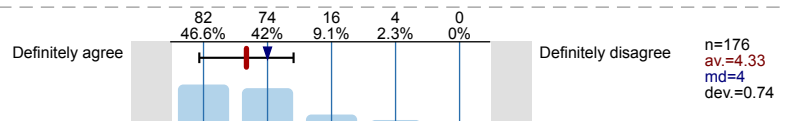
1.4) I have received sufficient advice and support with my studies on the module




1.5) The module is well organised and runs smoothly




1.6) I had access to good learning resources for the module



1.7) The use of QMplus has made an appropriate contribution to this module

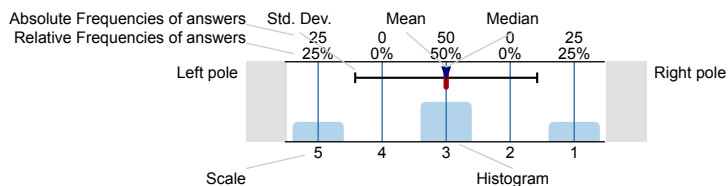


1.8) Overall I am satisfied with the quality of the module



Legend

Question text



n=No. of responses
av.=Mean
md=Median
dev.=Std. Dev.
ab.=Abstention



Quality index

Description of quality symbol



Mean value is below the quality guideline.



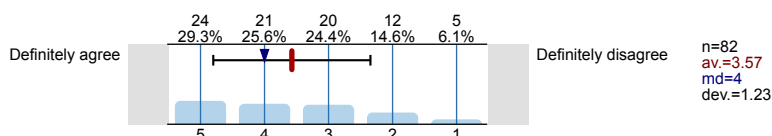
Mean is within the range of tolerance for the quality guideline.



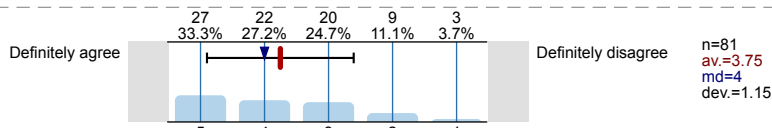
Mean value is within the quality guideline.

1. Rate this module

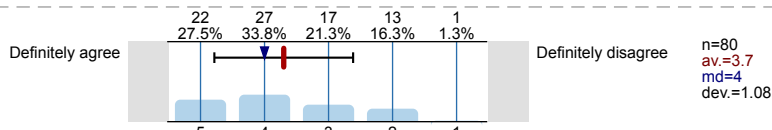
1.1) The module is well taught



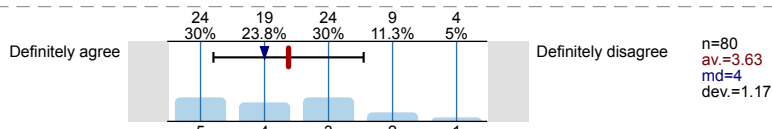
1.2) The criteria used in marking on the module have been made clear in advance



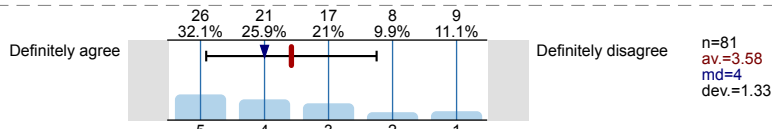
1.3) I have been given adequate feedback during the module



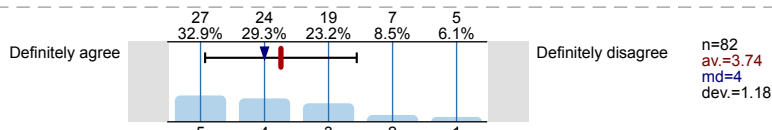
1.4) I have received sufficient advice and support with my studies on the module



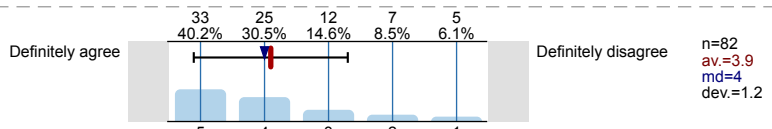
1.5) The module is well organised and runs smoothly



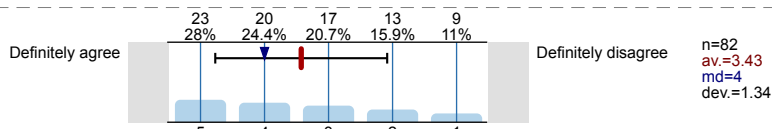
1.6) I had access to good learning resources for the module



1.7) The use of QMplus has made an appropriate contribution to this module



1.8) Overall I am satisfied with the quality of the module



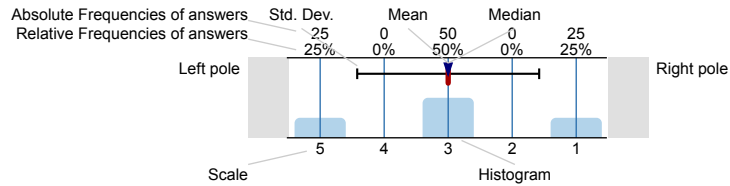
Selected Topics in Macroeconomics (ECN223) Sem 2 2016-17 ()

Seminar Leader:
No. of responses = 92 (%)



Legend

Question text



n=No. of responses
av.=Mean
md=Median
dev.=Std. Dev.
ab.=Abstention



Quality index

Description of quality symbol



Mean value is below the quality guideline.



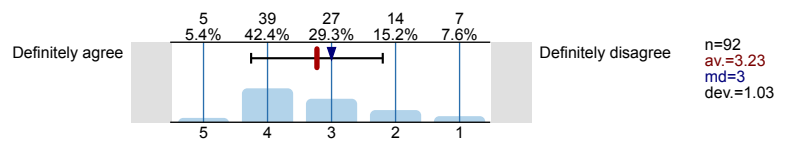
Mean is within the range of tolerance for the quality guideline.



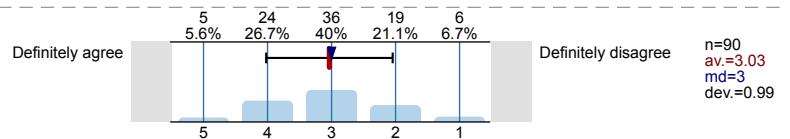
Mean value is within the quality guideline.

1. Rate this module

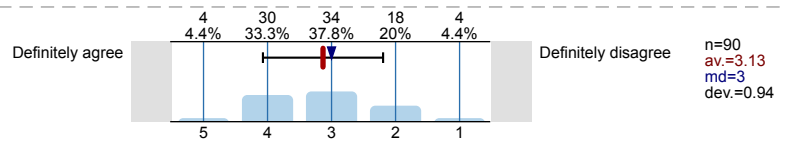
1.1) The module is well taught



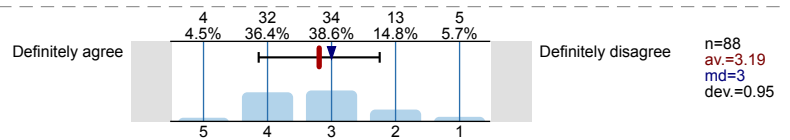
1.2) The criteria used in marking on the module have been made clear in advance



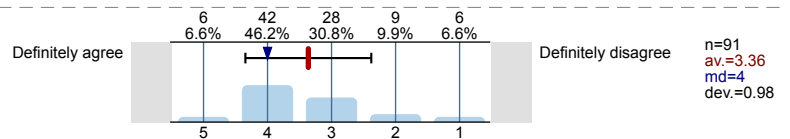
1.3) I have been given adequate feedback during the module



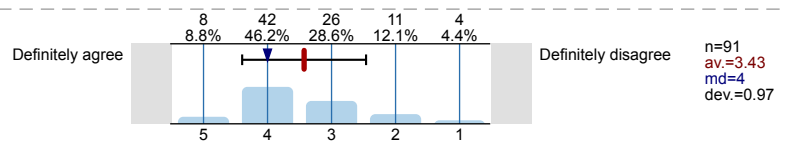
1.4) I have received sufficient advice and support with my studies on the module



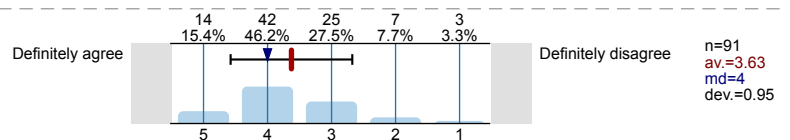
1.5) The module is well organised and runs smoothly



1.6) I had access to good learning resources for the module



1.7) The use of QMplus has made an appropriate contribution to this module



1.8) Overall I am satisfied with the quality of the module

