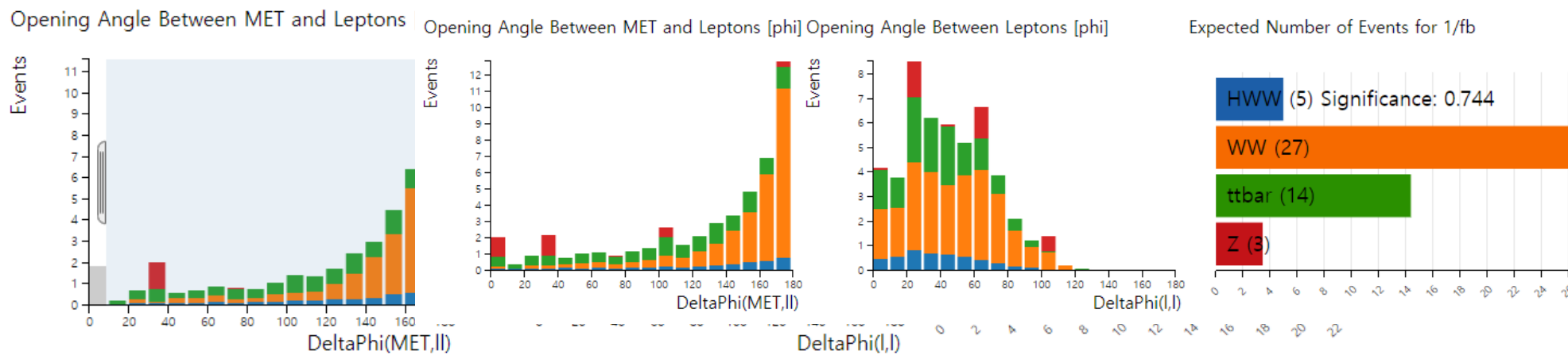
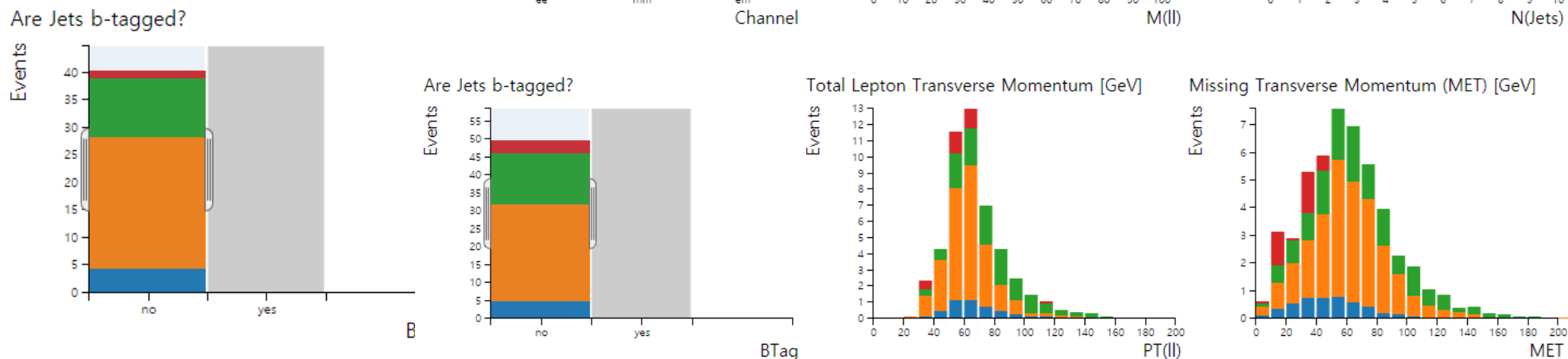
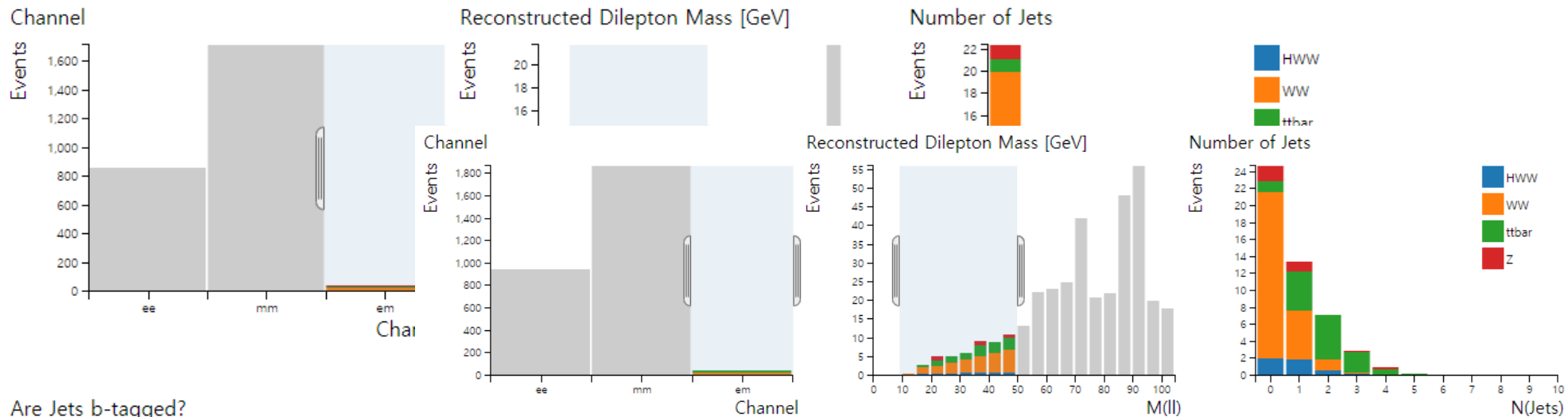


FINDING HIGGS BOSON

[Open Cluster M46](#)

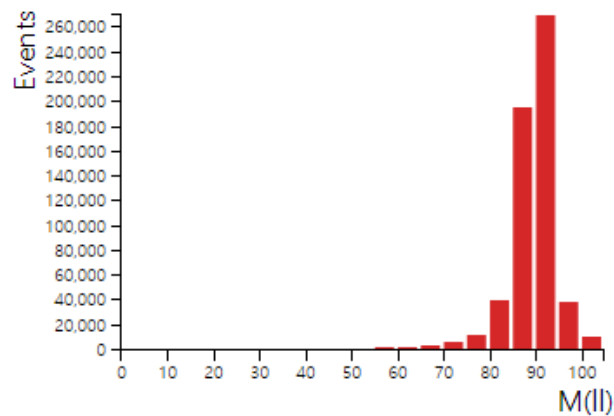
TRIAL



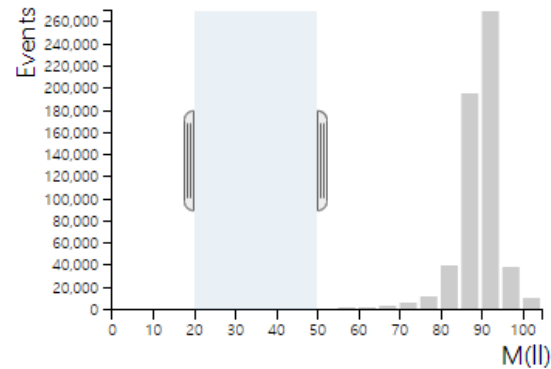
SIMULATED AND SIMULATED+REAL (DILEPTON MASS)

Simulated

Reconstructed Dilepton Mass [GeV]



Reconstructed Dilepton Mass [GeV]



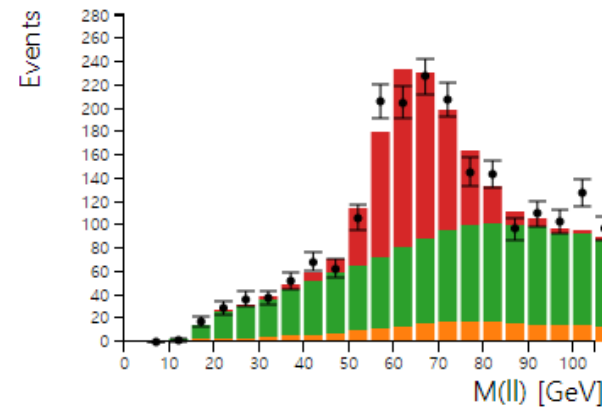
Significance HWW

0.021 \longrightarrow 0.198

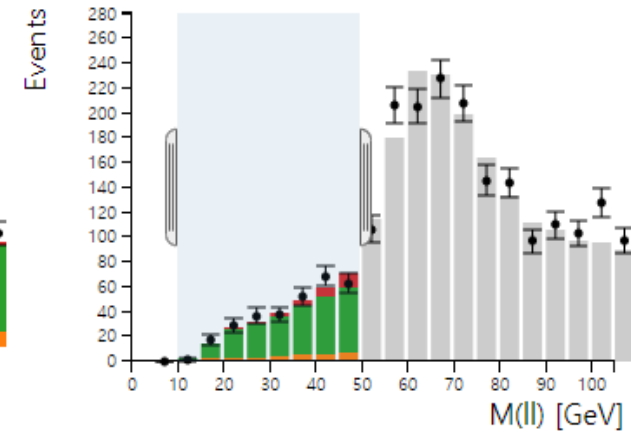
Difference: 0.177

Simulated + Real

Events



Events



Significance HWW

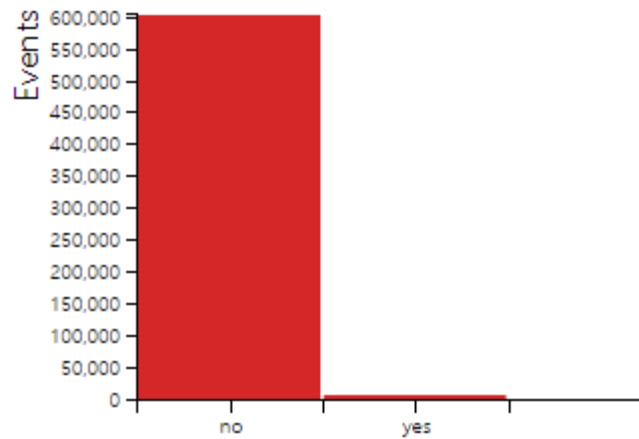
0.098 \longrightarrow 0.207

Difference: 0.109

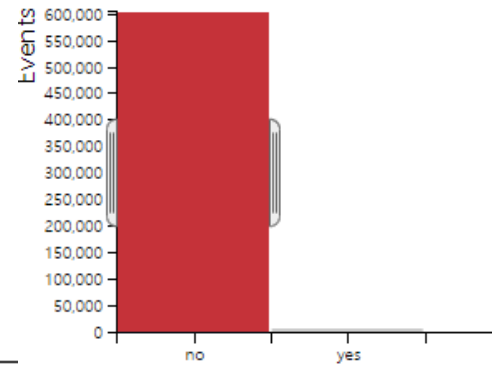
SIMULATED AND SIMULATED+REAL (B-TAGGED JETS)

Simulated

Are Jets b-tagged?

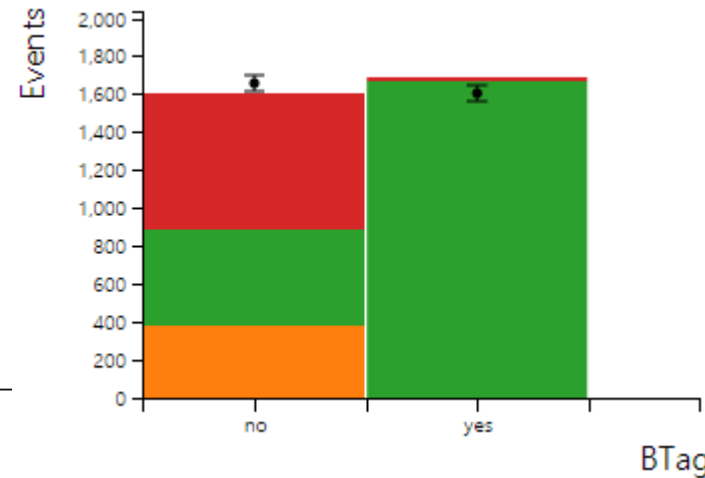


Are Jets b-tagged?

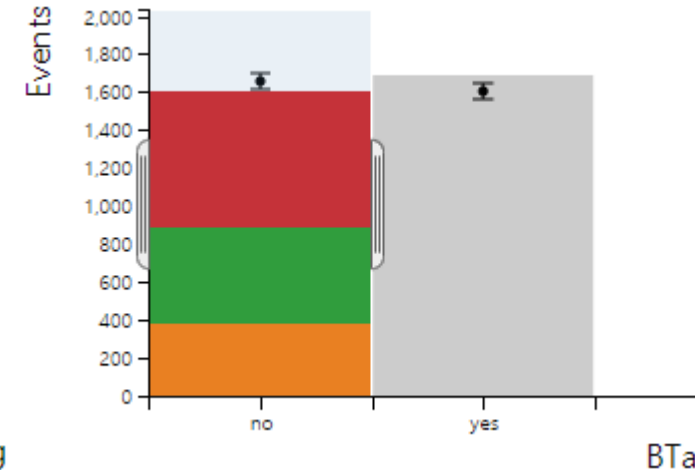


BTAG

Simulated + Real



BTAG



BTAG

Significance HWW

0.021 → 0.021

Difference: 0

Significance HWW

0.098 → 0.136

Difference: 0.038

WHY REAL DATA AND SIMULATED DATA DON'T AGREE

conditions not being exactly the same e.g. energy,

not all background processes are included in the simulated data, or

- the physics has not been exactly modelled by the theory. Data and simulated data do not always agree: There is a small disagreement in normalisation of approximately 5% between simulated and real data. This may be attributed to the fact that the b-tagging scale factor is not applied despite two b-tags being required. A survey of the shapes of all presented histograms reveals no obvious discrepancies.

WHY ONLY LEPTONIC CHANNELS ARE AVAILABLE

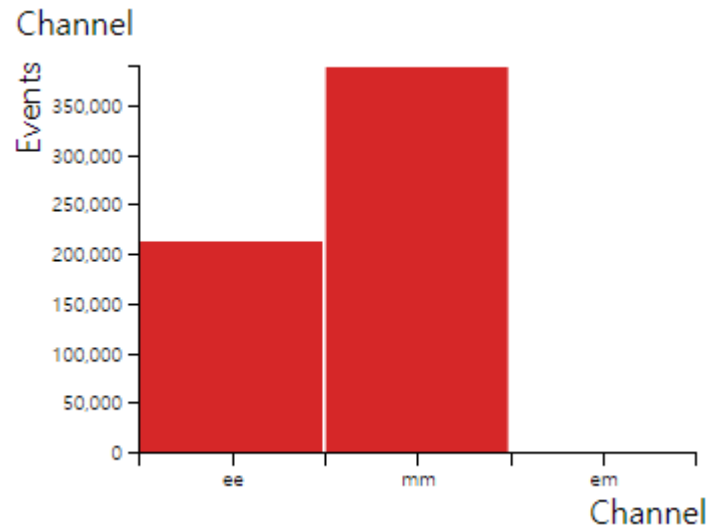
The decay mode with the highest branching ratio (BR) is the decay to hadrons, BR 70%, which is not easy to detect due to QCD background.

A large fraction of the leptonic decays are to a pair of neutrinos, BR 20%, which are difficult to detect since they hardly interact with matter.

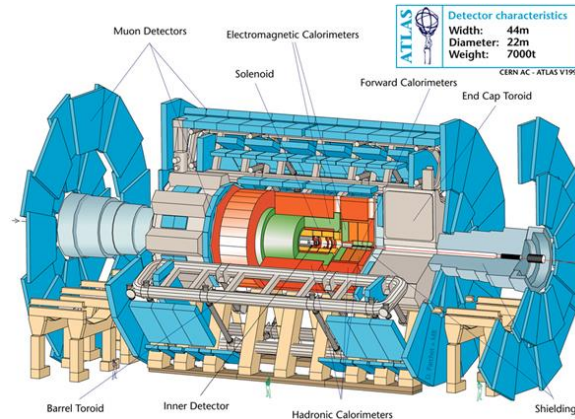
The decay to pairs of electrons, muons and taus have a BR of about 10% of the total.

In fact, the tau life time is very short, 3×10^{-13} s, so it can be reconstructed only from its decay products. The efficiency of reconstructing taus is much lower than that of electrons and muons. So essentially, focusing on decays into electrons and muons, we are chasing just 6% of all the possible Higgs produced in the LHC.

CHANNELS



Expected Number of Events for 1/fb



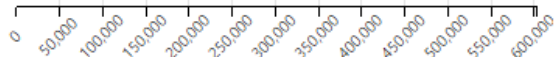
Expected Number of Events for 1/fb

HWW (16) Significance: 0.021

WW (732)

ttbar (293)

Z (604049)



HWW (8) Significance: 0.307

WW (364)

ttbar (142)

Z (140)



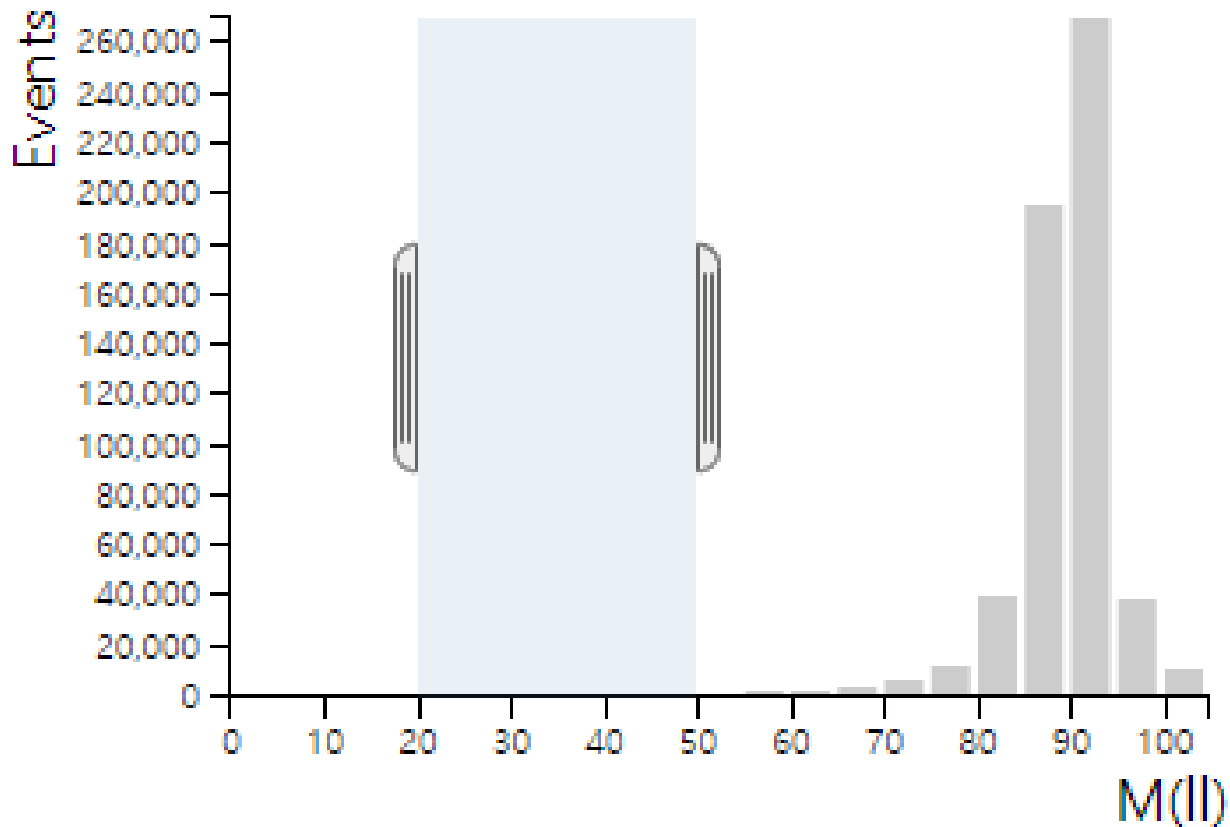
Higgs boson can decay into WW or ZZ. Each W boson can decay into a lepton and neutrino or to an up-type quark and a down-type quark. Decaying into a lepton and neutrino:

1. Electron&electron neutrino,
2. Muon&muon neutrino,
3. Tau&tau neutrino

For Z bosons, 1.(10%) charged lepton-antilepton pairs: electron-positron, muon-antimuon and tau-antitau pairs. 2. (20%) neutrino-antineutrino pair(3 possible decay modes). 3.(70%) a quark-antiquark pair is produced and appear as particle showers called jets(18 possible decay modes)

DILEPTON MASS

Reconstructed Dilepton Mass [GeV]




This graph depicts the alterations we have made to the reconstructed dilepton mass graph.

DI-LEPTON MASS


In March 2012, scientists at Fermilab in the US confirmed the most precise measurement of the W boson's mass to date, at $80.385 \pm 0.016 \text{ GeV}/c^2$, and the Z boson being $91.2 \text{ GeV}/c^2$,

we can remove a large number of boson events by selecting Reconstructed Dilepton Mass to be less than those values, whilst hardly touching our Higgs signal. It is thus a useful quantity to use to reduce the huge boson background.

B-TAGGED JETS



In order to increase the significance of finding the Higgs, we chose not to look at b-tagged jets, this is because they are not expected in leptonic decays. Thus, when B-tagged jets are generated, we must not account for them as they are background.



THANK YOU